

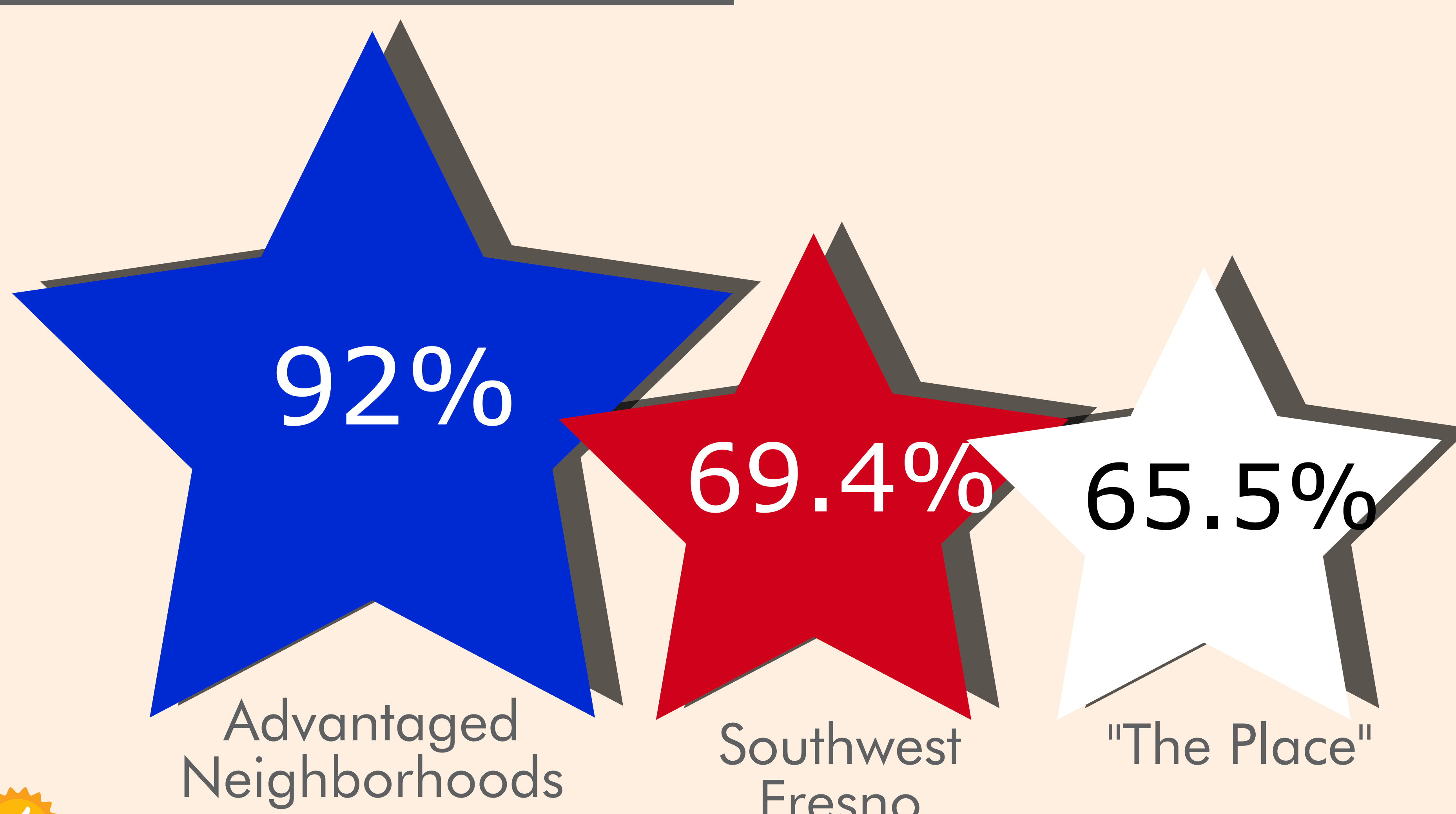
Unequal Neighborhoods: Fresno

Your Zip Code Matters, Because Where You Live Impacts How You Live

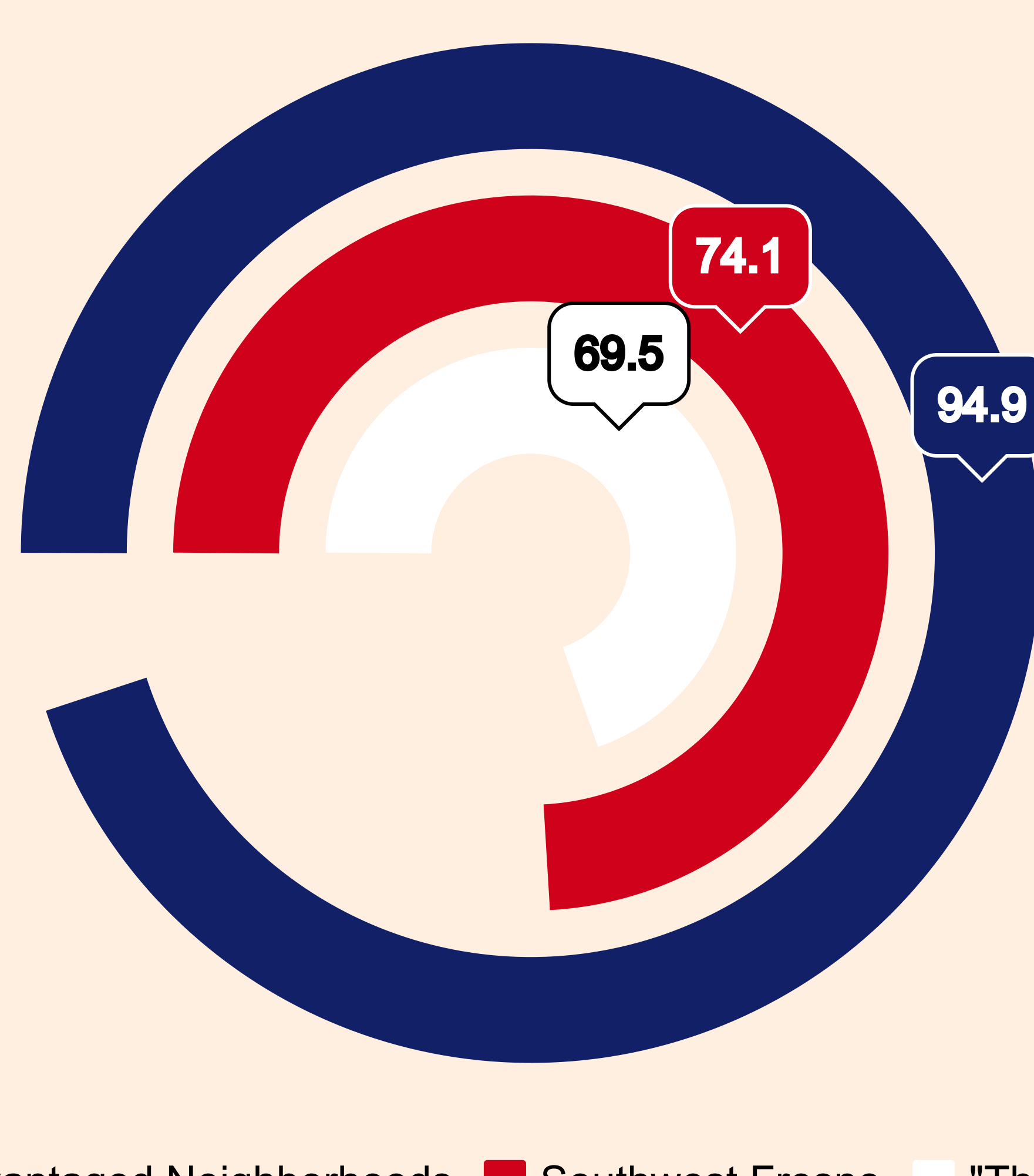
When some neighborhoods have more people able to vote than others, it puts the disadvantaged neighborhoods at risk for disenfranchisement. This leads to people in advantaged neighborhoods to have easier access to decision-makers than other neighborhoods in Fresno.

Civics

U.S. CITIZENSHIP

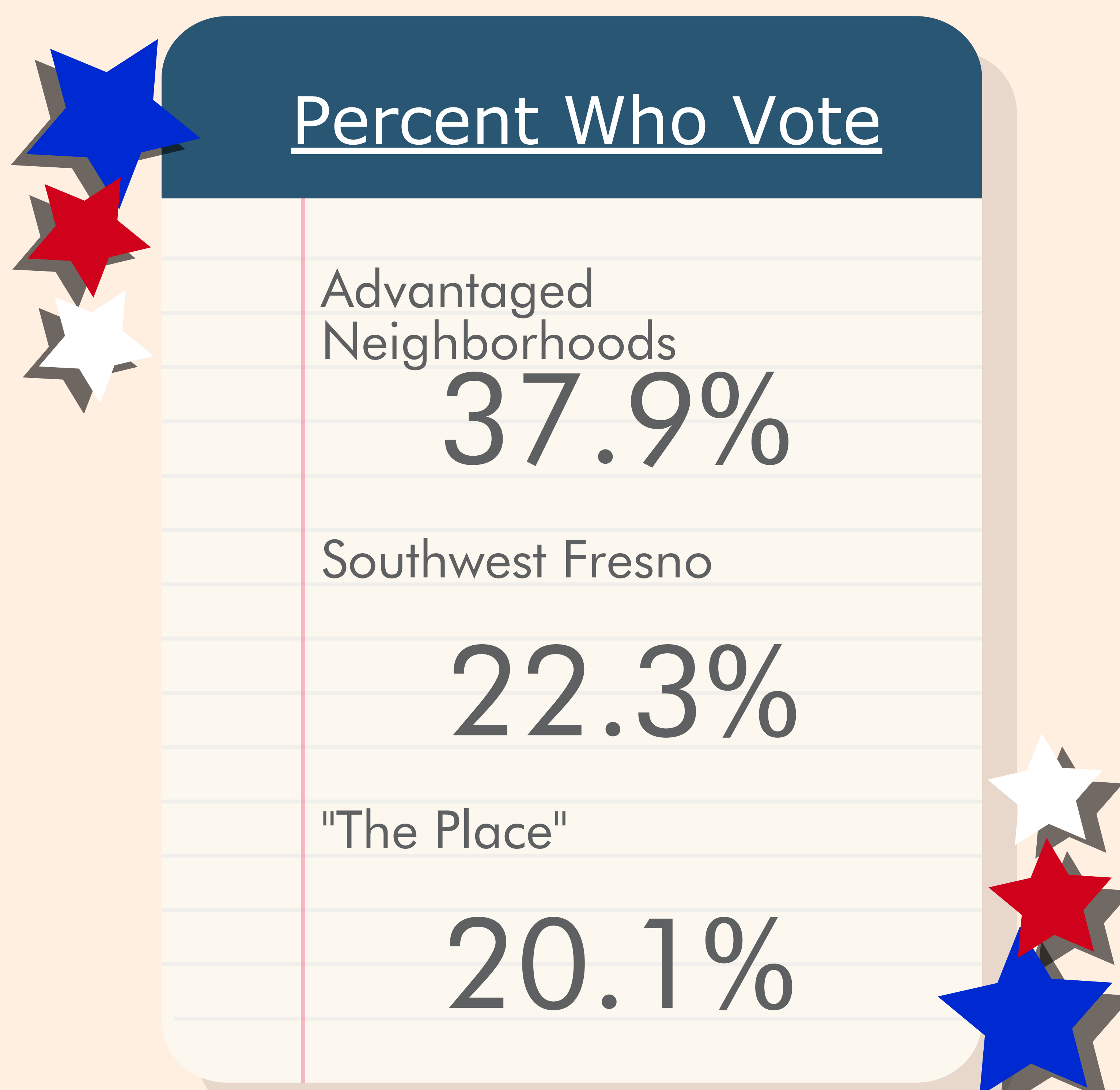


ENGLISH SPEAKERS



Between 1980 and 1992, almost 40,000 refugees from Southeast Asia located in Fresno County, primarily within the Fresno city limits. Significant population growth happened during this time in Fresno, much of it due to the influx of Southeast Asians and Hispanic/Latinos born outside of the United States.

VOTING RATES



While the majority of people living in these neighborhoods are U.S. citizens and speak English, only about a third of all communities take part in voting. However, even with the low voting rate, there is still a disparity between neighborhoods.

Sources

UC Davis Center for Regional Change. (2014). *Regional opportunity index* [Data file]. Available from Center for Regional Change Website: <http://interact.regionalchange.ucdavis.edu/roi/data.html>

Mason, Bert, Andrew Alvarado, and Robert Palacio. (1996). *Fresno in Transition: Urban Impacts of Rural Migration*. Julian Samora Research Institute, Michigan State University.

Zhao, X., & Park, E. J. (Eds.). (2013). *Asian Americans: An encyclopedia of social, cultural, economic, and political history*. Santa Barbara, California: Greenwood.

Contact Information:

Tania Pacheco-Werner, PhD
Central Valley Health Policy Institute
tpacheco@csufresno.edu
cvhpi.org

Suggested Citation

Pacheco-Werner, T. L., Corona, K., Corona, G., Chan, S., Conley, A., & Dhillon, H. (2018). *Unequal Neighborhoods: Demographics*. Central Valley Health Policy Institute. California State University, Fresno.

This report series was made possible by a grant from The California Endowment.

