

The background of the slide features a light-colored, textured paper-like surface. In the upper right, there is a faint, stylized illustration of a mountain range. On the right side, a dark, detailed illustration of a willow tree branch with small, round buds hangs down. The text is centered and rendered in a dark brown, serif font.

*Impact of TANF  
Reauthorization*

*How CCASSC Counties  
Are Performing*

**Kathy Harwell, Assistant Director**

**Stanislaus County, Community Services Agency**

**CCASSC Meeting 11/30 – 12/1/06**

# *Deficit Reduction Act of 2005*

## *Effective October 1, 2006*

- ❖ New Work Participation Rates
  - 50% for All Families
  - 90% for Two-Parent Families
- ❖ Inclusion of Sanction and Timed-Out Individuals in WPR calculation
- ❖ Elimination of Caseload Reduction Credit
- ❖ New Definition for allowable work activities
- ❖ New requirements for reporting and verifying work activity participation
- ❖ Penalties for failure to meet new requirements amount to 1%-5% reduction in State Block grant

# Assembly Bill 1808 Effective July 1, 2006

- ❖ Imposes financial penalties on counties for not meeting WPR
- ❖ Revised addendum to each county's WTW Plan focusing on:
  - Upfront Engagement
  - Reengagement of non-compliant or sanctioned individuals
  - Providing activities to encourage participation/prevention of sanctions
  - Achieving full engagement of individuals
  - Outcome Measurement
  - Collaboration
- ❖ Adopts Pay for Performance Standards
- ❖ Establishes a CalWORKs county peer review process

# *CCASSC Performance*

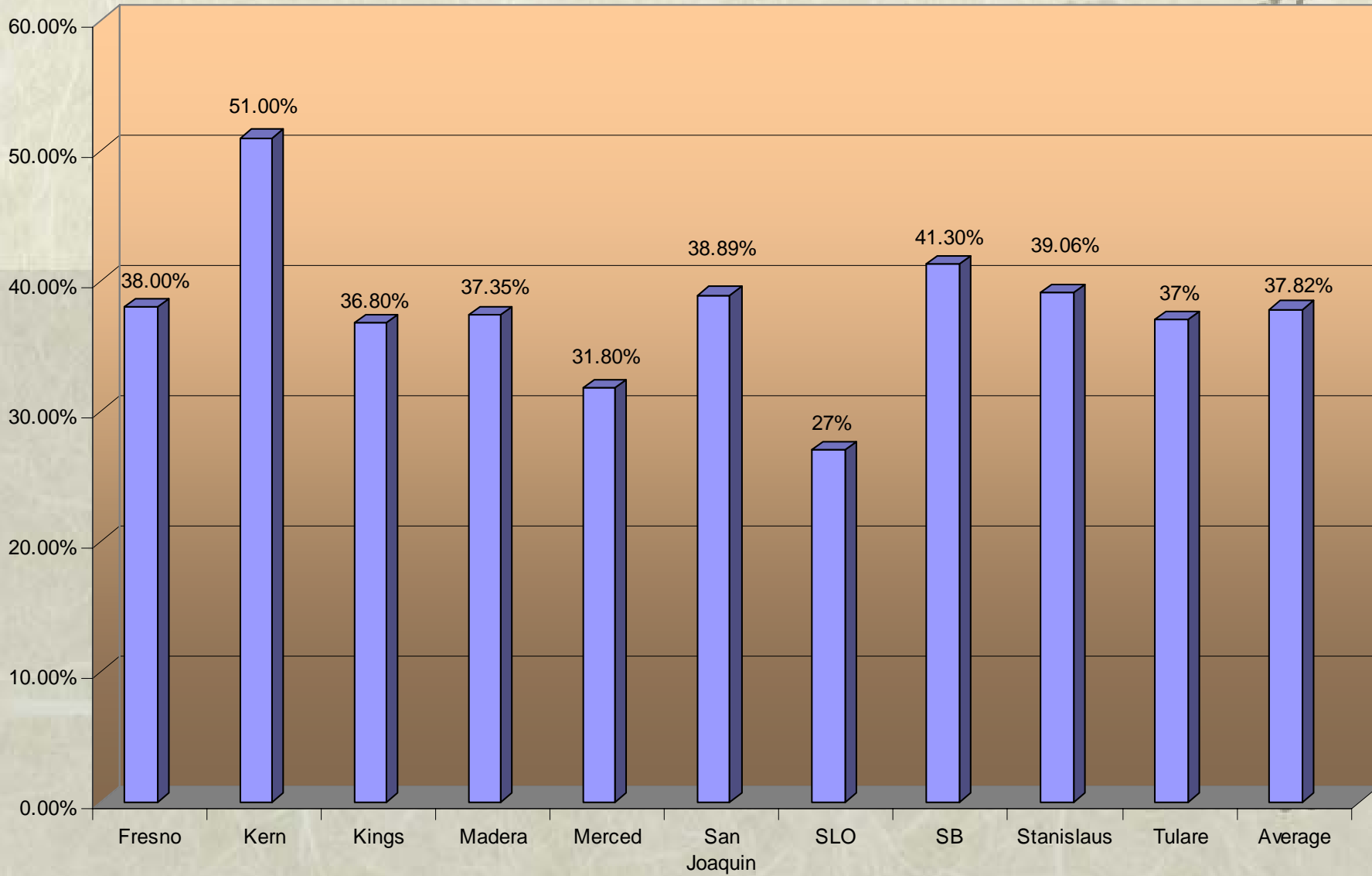
## *December 2005*

- ❖ Work Participation Rate
- ❖ WTW Participants - Enrollee Engagement Rate
- ❖ WTW Participants - Job Placement Rate
- ❖ WTW Participants - Termination Due to Employment
- ❖ WTW Participants - Enrollee Non-Compliance Rate
- ❖ WTW - Sanction Rate
- ❖ WTW - Exemption Rate
- ❖ WTW - Timed Out Case Percentage

# *Work Participation Rate*

- ❖ Based on Federal Rules prior to Oct 1, 2006
- ❖ Calculation includes:
  - Exemptions
  - Good Cause
  - Individuals participating in activities defined as allowable under CA Law not allowable under Federal Law
- ❖ Calculation excludes:
  - Two-parent families (CA State Only Program)
  - Sanctioned individuals
  - Timed-Out individuals

## Participation Rate - December 2005

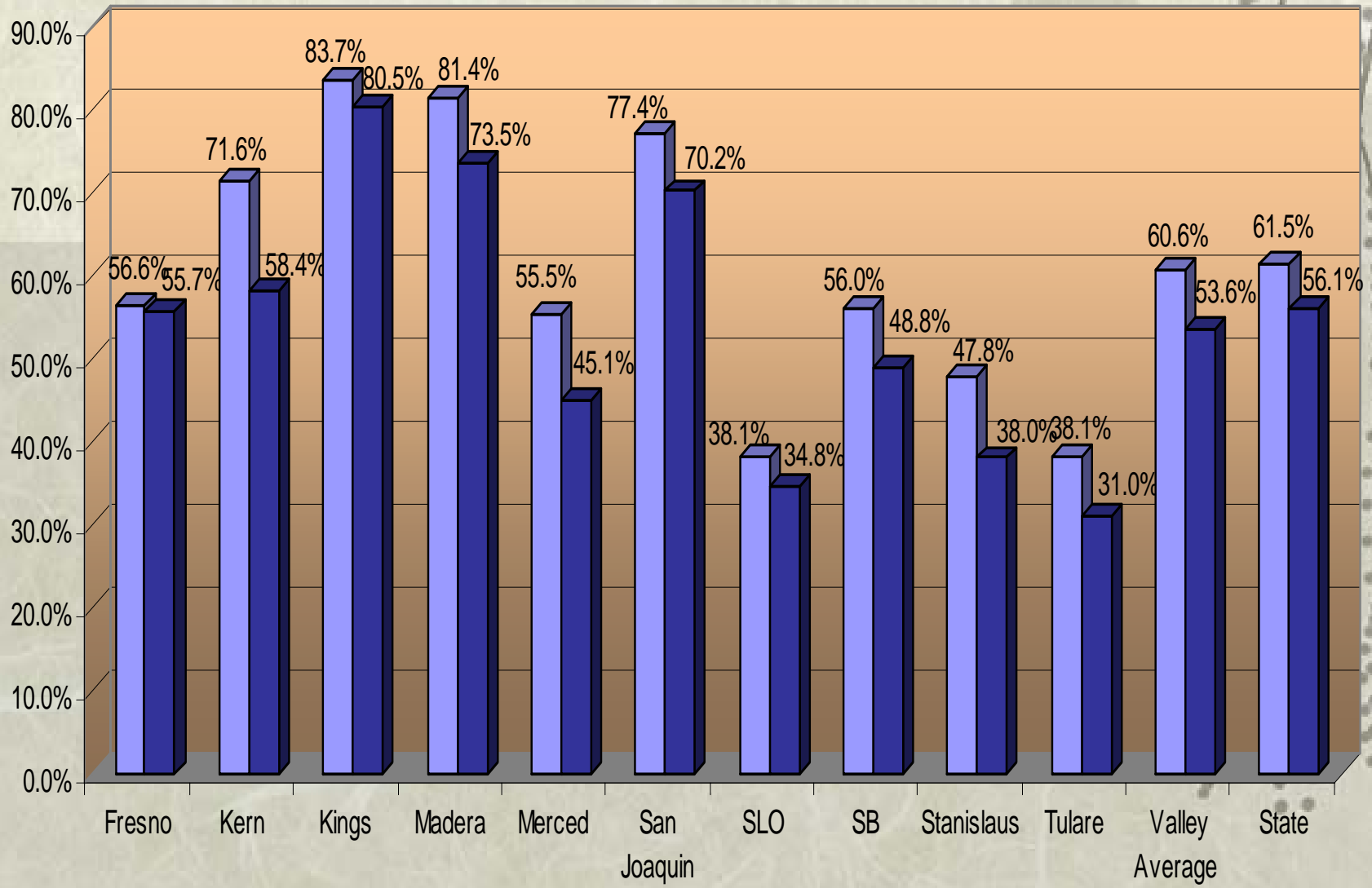


## *WTW Enrollee Engagement Rate*

- ❖ Identifies all individuals who are enrolled in a WTW activity
- ❖ Based on input by individual case managers
- ❖ Rate indicates participation in one or more activities during the month
- ❖ Rate does not indicate that a person is meeting the:
  - 32 hour requirement, or the
  - 35 hour requirement
- ❖ Reported on the WTW 25/WTW 25a

# Engagement Rate - December 2005

■ All (Other) Families ■ Tw o Parent Program

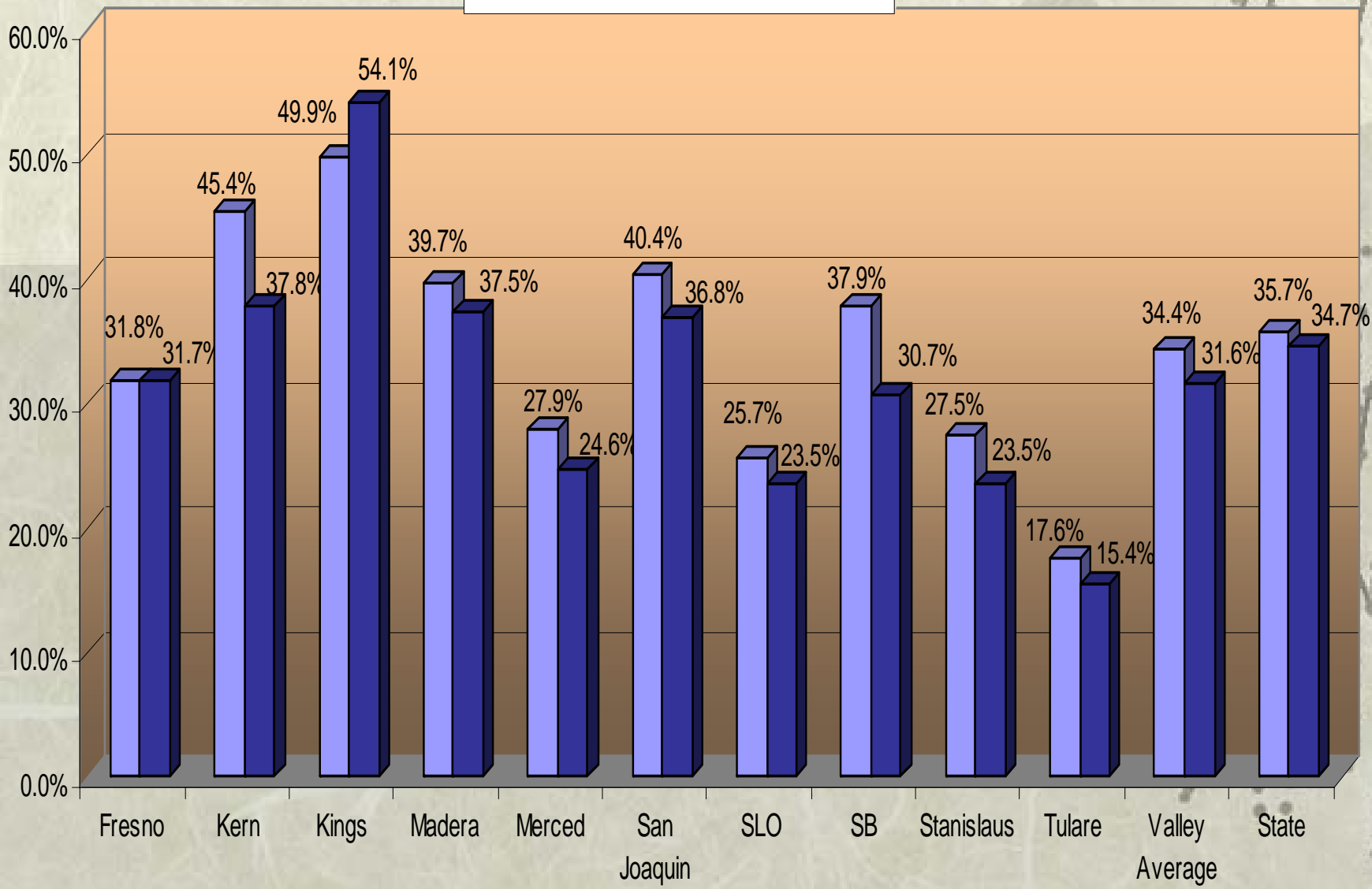


## *WTW Participants - Job Placement Rate*

- ❖ Identifies all individuals who began working in the month: unsubsidized, subsidized, and subsidized
- ❖ Rate does not indicate that a person is meeting the:
  - 32 hour requirement, or the
  - 35 hour requirement
- ❖ Reported on the WTW 25/WTW 25a

# Job Placement Rate - December 2005

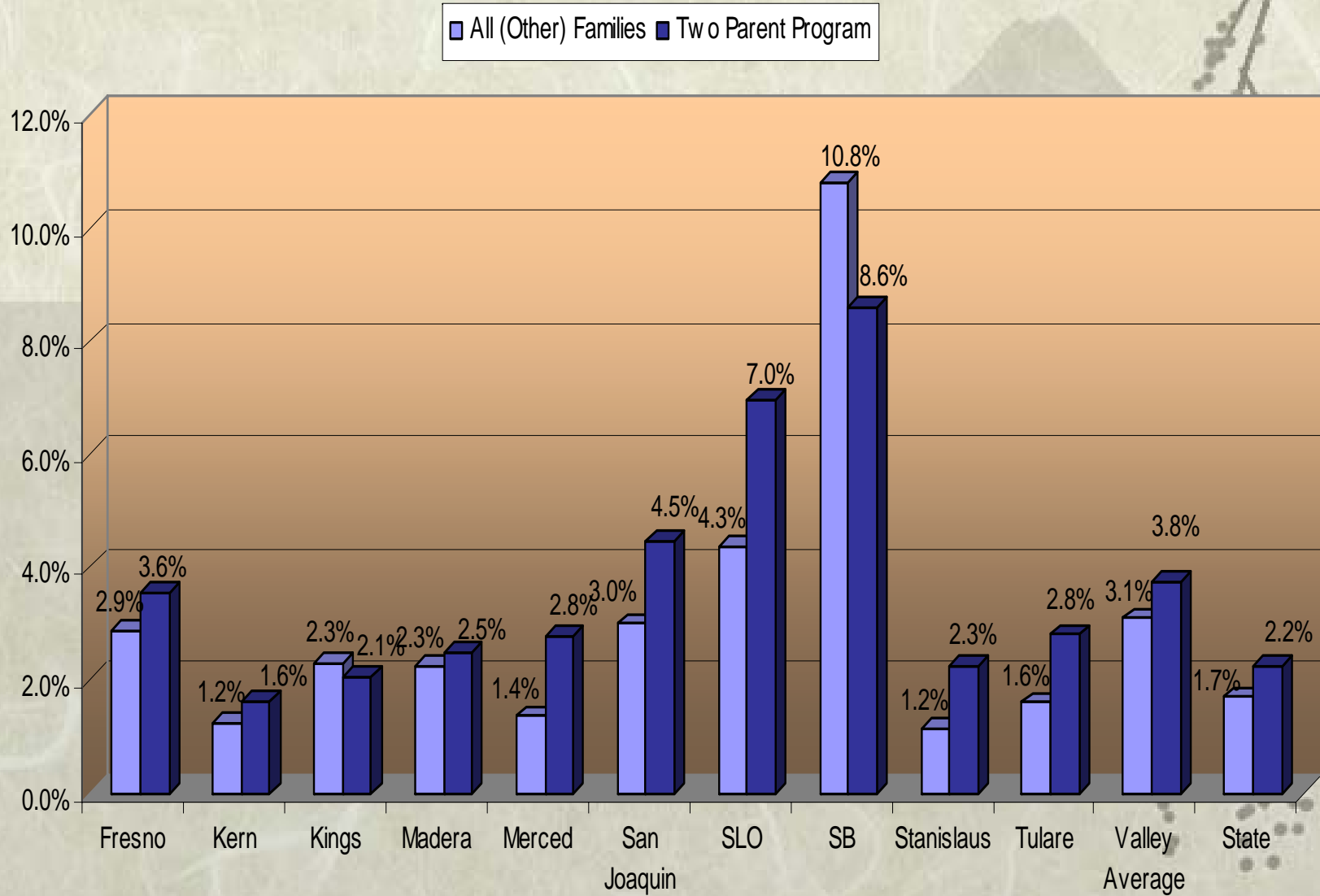
■ All (Other) Families ■ Two Parent Program



# *WTW Participants - Termination Due to Employment*

- ❖ Identifies individuals who were discontinued from CalWORKs due to employment within the month
- ❖ May not represent all cases discontinued that result from employment
  - Failure to provide information
  - Non-receipt of Quarterly Report
- ❖ Reported on the WTW 25/WTW 25a

## Rate of Terminations due to Employment - December 2005

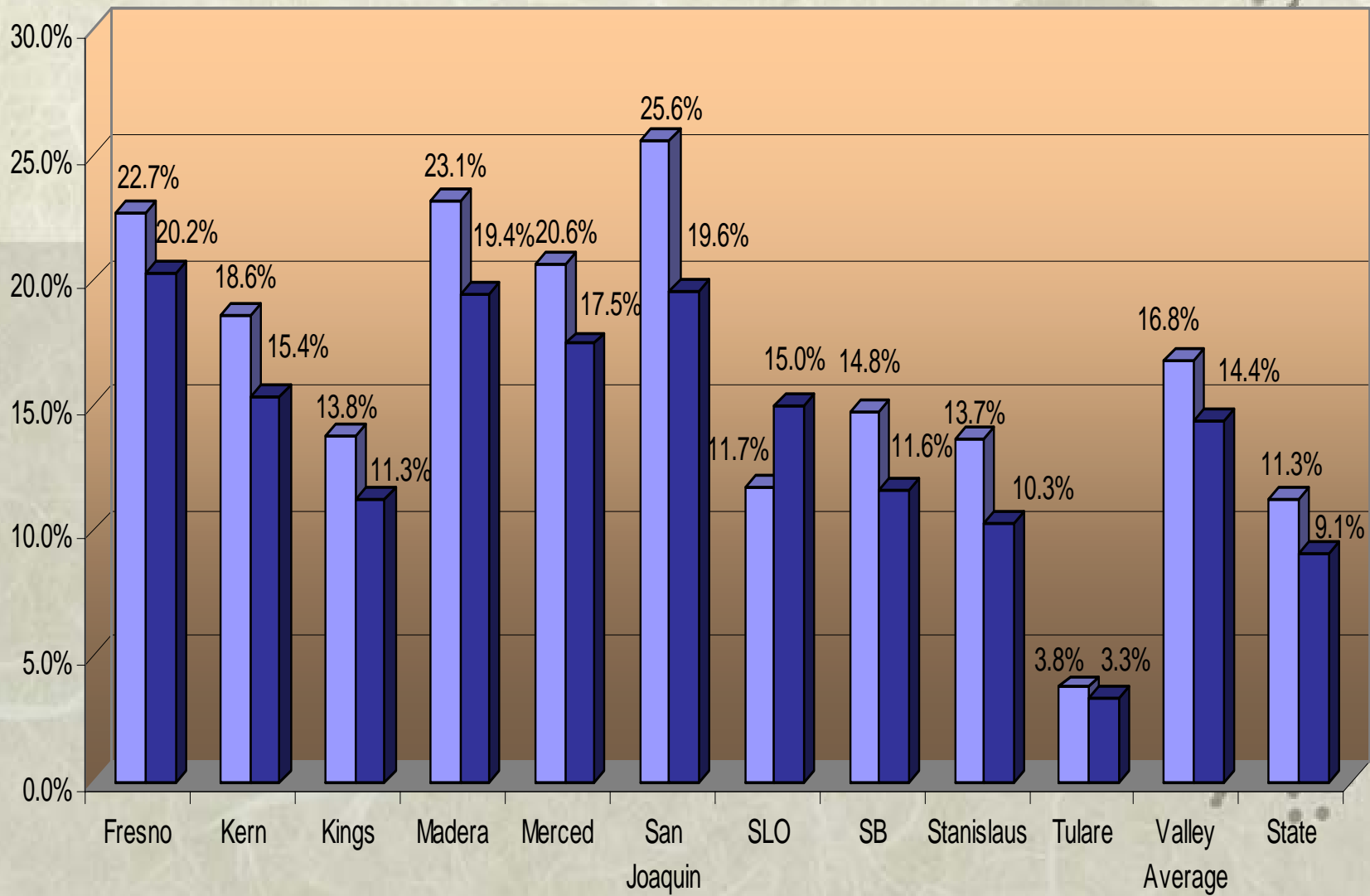


# *WTW Participants - Enrollee Non-Compliance Rate*

- ❖ Identifies individuals:
  - Enrolled in Welfare to Work
  - Not participating in an activity
  - Failure to comply with Orientation, Appraisal, Job Club or other Welfare to Work Activities
  
- ❖ Reported on the WTW 25/WTW 25a

# Non Compliance Rate - December 2005

■ All (Other) Families ■ Two Parent Program

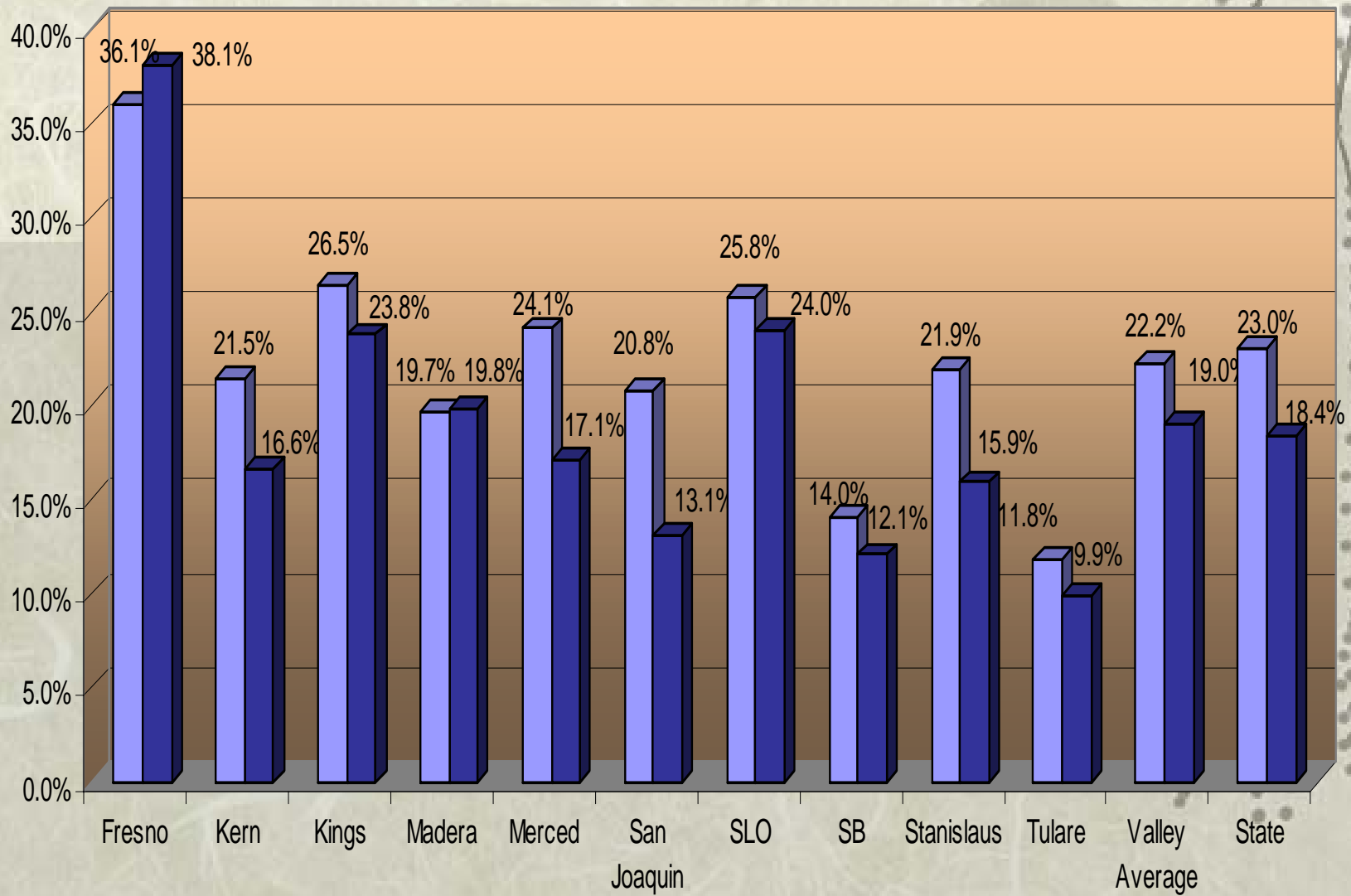


# *Welfare to Work - Sanction Rate*

- ❖ Identifies individuals who are:
  - Mandatory participants for Welfare to Work
  - Non-Compliant
  - Deleted from CalWORKs grant
  
- ❖ Reported on the WTW 25/WTW 25a

# Sanction Rate - December 2005

■ All (Other) Families ■ Two Parent Program

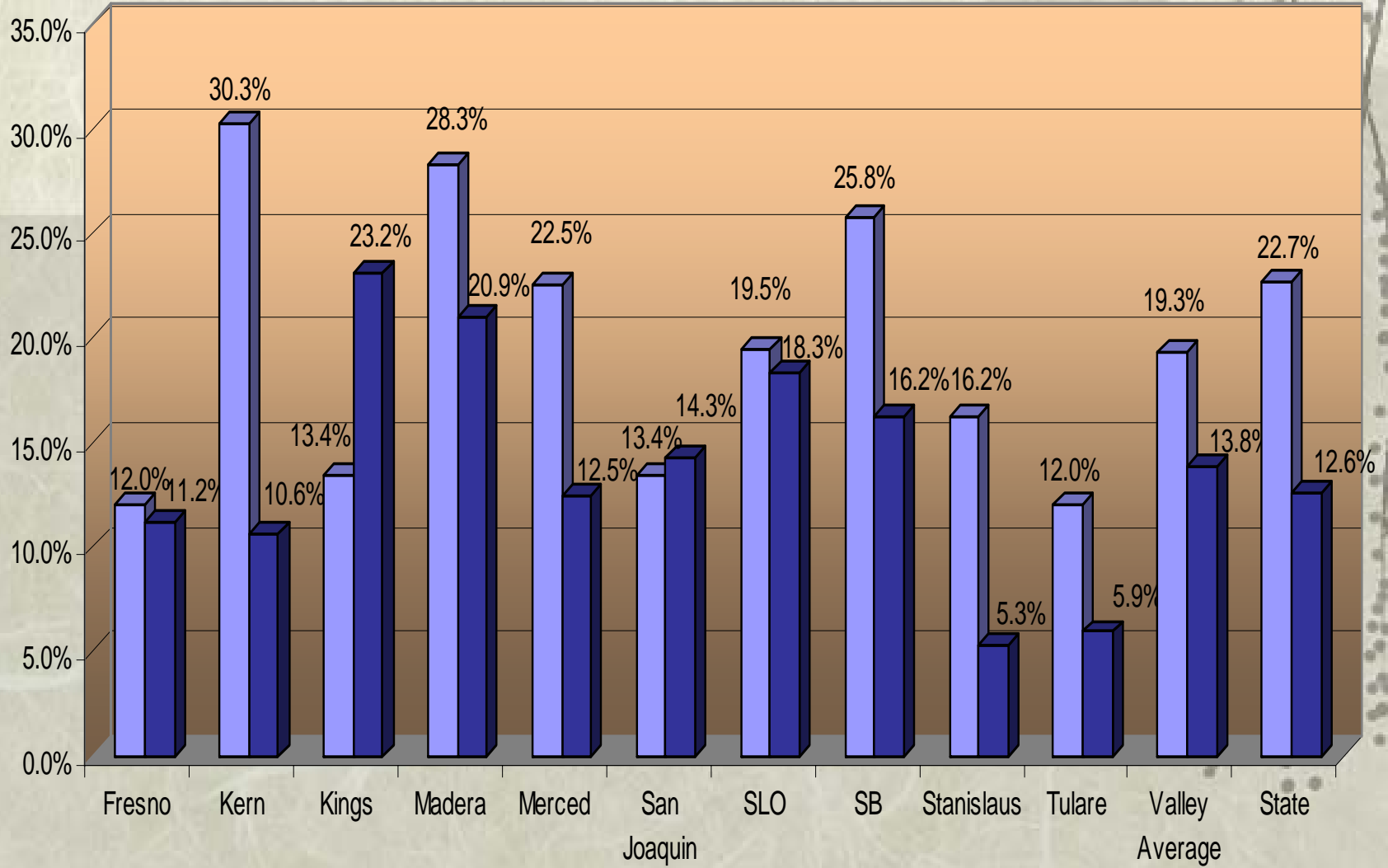


# *Welfare to Work - Exemption Rate*

- ❖ Identifies individuals who are:
  - Exempt from participation
    - State Law requires exemptions beyond those allowable under Federal Law
  - Federal Law only allows an exemption when:
    - A single custodial parent is caring for a child under 12 months of age
- ❖ Reported on the WTW 25/WTW 25a

# Exemption Rate - December 2005

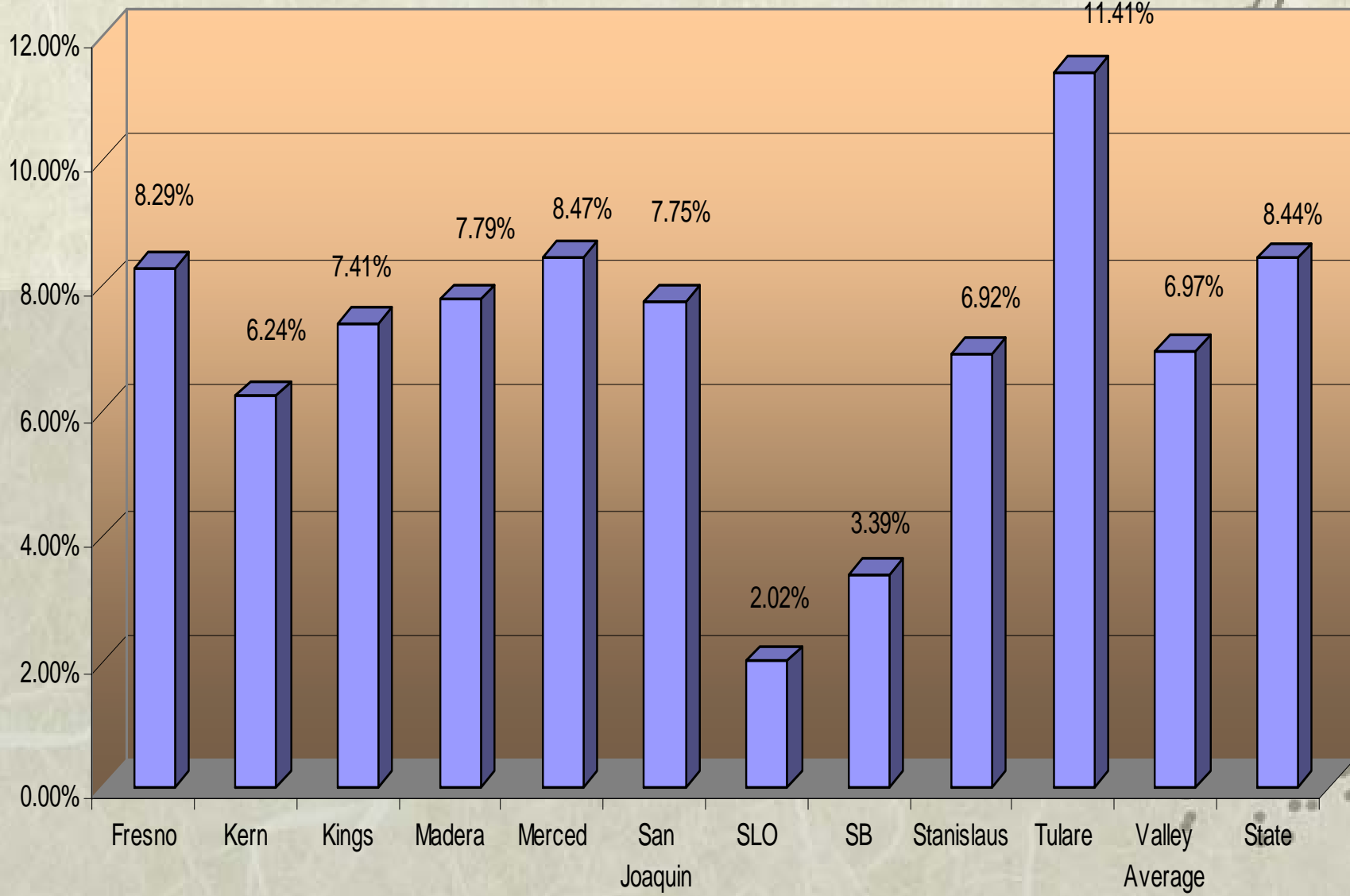
■ All (Other) Families ■ Two Parent Program



## *CalWORKs Safety Net Cases*

- ❖ Newly defined as “work-eligible individuals” under DRA
  - Adults have exhausted the 60 month State time limit and are excluded from the CalWORKs grant
  - Children in the home remain eligible to CalWORKs
- ❖ Reported on the WTW 25/WTW 25a

### Safety Net Rate - December 2005



# *Data Citation*

State of California - Department of Social Services

CalWORKs Welfare-to-Work Monthly Activity Reports -  
WTW 25 / WTW 25a

California Work Opportunity & Responsibility to Kids  
(CalWORKs) Cash Grant Caseload Movement Report -  
CA 237 CW

December 2005

Data compiled by:

Terry Luna, CWS/CMS Project Coordinator

Central CA Training Academy