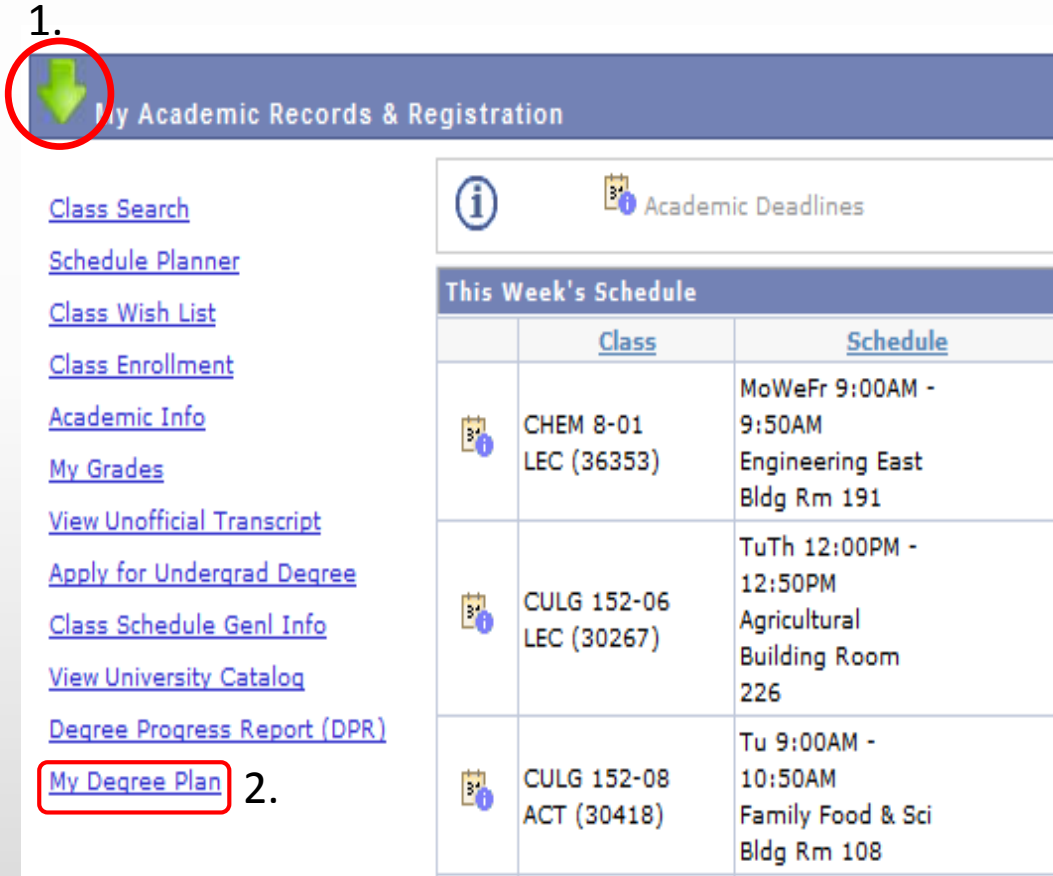


CREATING A PLAN

To access My Degree Plan, click on the link in your Student Center. Click on the “Plans” tab.

1.



My Academic Records & Registration

- [Class Search](#)
- [Schedule Planner](#)
- [Class Wish List](#)
- [Class Enrollment](#)
- [Academic Info](#)
- [My Grades](#)
- [View Unofficial Transcript](#)
- [Apply for Undergrad Degree](#)
- [Class Schedule Genl Info](#)
- [View University Catalog](#)
- [Degree Progress Report \(DPR\)](#)
- [My Degree Plan](#) 2.

Academic Deadlines

This Week's Schedule

	Class	Schedule
	CHEM 8-01 LEC (36353)	MoWeFr 9:00AM - 9:50AM Engineering East Bldg Rm 191
	CULG 152-06 LEC (30267)	TuTh 12:00PM - 12:50PM Agricultural Building Room 226
	CULG 152-08 ACT (30418)	Tu 9:00AM - 10:50AM Family Food & Sci Bldg Rm 108



1. Select the “Create a new Plan” button.

VICTOR E BULLDOG’S PLAN

Program: *BA FAM CON-EM*
Catalog: 2014

Create a new Plan

Comment

Enter your comments for your plan. Select the "Share with" field to share the comment with others or the "Private" field to create a private note.

Add New Comment

[Expand All](#) / [Collapse All](#)

2. Name the plan

3. Select the term to begin the plan (cannot be current term)

4. Enter the year to begin the plan

5. Defaults to the number “4” for the years to graduate

Enter Plan Information Here:

Program: *BA FAM CON-FM, effective: 2014*

Plan Name:

Term:

Year:


Years To Graduation:

Add Plan


6. Next, click on the “Add Plan” button

Instructions are available at the top of the plan.

My Degree Plan

 **Step 1:** Locate unmet requirements on the DPR. Bold course requirement can be dragged into the plan. [Hide Help](#)

Step 2: Click and drag course into appropriate term on your plan. Click on a course to view more details about that course.

Step 3: Use the "check" Plan button to validate your Plan against the DPR to ensure requirements are planned in required areas. 

On the left hand side is the DPR and on the right hand side is the plan. It is recommended to click on "Expand All" on the DPR side and the plan side to expand the view for both.

Program: BA FAM CON-FM
Effective: 2014



Expand All Collapse All

14FA MATH 4R 0.0 CR INTERMED ALG

FAMILY AND CONSUMER SCIENCE - FASHION MERCHANDISING EMPHASIS 2012-13 THROUGH CURRENT
NOTE: A GRADE OF "C" OR BETTER IS REQUIRED FOR ALL COURSES USED TO MEET MAJOR REQUIREMENTS
EARNED: 18.0 UNITS 1 SUB-GROUP
NEEDS: 34.0 UNITS 4 SUB-GROUPS

1) LINE 1A: COMPLETE 12 COURSES (36 UNITS)


Expand All Collapse All

Spring 2017 6 Units  

+

FM 21 (3 Units)
Fashion Merchandising Fundamentals

FM 127 (3 Units)
Fashion Merchandising

Summer 2017 0 Units 

Click, drag and drop one required course at a time from the DPR to the semester on the plan side. Hover over the term until it is highlighted in “blue” and drop the course in this term.

FAMILY AND CONSUMER SCIENCE - FASHION MERCHANDISING EMPHASIS 2012-13 THROUGH CURRENT
NOTE: A GRADE OF "C" OR BETTER IS REQUIRED FOR ALL COURSES USED TO MEET MAJOR REQUIREMENTS
EARNED: 9.0 UNITS 0 SUB-GROUPS
NEEDS: 43.0 UNITS 5 SUB-GROUPS

1) LINE 1A: COMPLETE 12 COURSES (36 UNITS)
6.0 UNITS ADDED 2 COURSES TAKEN

14FA ART 13	3.0	B	DESIGN
14FA FM 20	3.0	C	TEXTILE SCIENCE

NEEDS: 30.0 UNITS 10 COURSES
SELECT FROM:
FM 10, ~~21, 120, 126, 127, 128, 130, 133, 134, 140~~

2) LINE 1B: COMPLETE 1 COURSE (3 UNITS)
NEEDS: 3.0 UNITS 1 COURSE
SELECT FROM:
ACCT 3, ~~4A~~

3) LINE 1C: COMPLETE 1 COURSE (3-4 UNITS)
NEEDS: 3.0 UNITS 1 COURSE
SELECT FROM:
BA 105W ENGL 160W

Plan: Victor E. Bulldog's Plan 2017 9 Units

Expand All / Collapse All

Spring 2017 6 Units

- FM 10** (3 Units)
No description
- FM 21** (3 Units)
Fashion Merchandising Fundamentals

Fall 2017 3 Units

- ACCT 3** (3 Units)
Essentials of Accounting

Once a course is planned, right click on the course to see course details.

The screenshot displays a course planning interface. On the left, a course is listed: **FAMILY AND CONSUMER SCIENCE - FASHION MERCHANDISING EMPHASIS 2012-13 THROUGH CURRENT**. Below the title, it notes: **NOTE: A GRADE OF "C" OR BETTER IN ALL COURSES USED TO MEET MAJOR REQUIREMENTS**. The course has **EARNED: 9.0 UNITS** and **NEEDS: 43.0 UNITS**. A requirement is listed: **1) LINE 1A: COMPLETE 12 COURSES (36 UNITS)**. Under this requirement, it shows **6.0 UNITS ADDED** and **2 COURSES**. A table lists selected courses: **14FA ART 13** (3.0 units) and **14FA FM 20** (3.0 units). Below this, it says **NEEDS: 30.0 UNITS** and **SELECT FROM: FM 10, 21, 120, 126, 127, 128, 130, 133, 134, 140**. Another requirement is listed: **2) LINE 1B: COMPLETE 1 COURSE (3 UNITS)**. Below this, it says **NEEDS: 3.0 UNITS** and **1 COURSE**, with **SELECT FROM: ACCT 3, 4A**.

In the center, a **Course Catalog Details** pop-up window is open for **ACCT 3 (3 Units)**. The title is **Essentials of Accounting**. The description reads: **Not open to students majoring in accounting or business administration. Basic concepts in preparation of business financial statements; introduction to understanding, analyzing, and interpreting accounting data by investors, managers, and creditors for decision making, planning, and control. Only minor attention given to record keeping procedures.** Below the description, there is a table with two columns: **Pre/Co Reqs** and **GradingBasis**. The text **Course/section not open to Undeclared or Pre-Business majors** is in the **Pre/Co Reqs** column, and **Student Option** is in the **GradingBasis** column. A red arrow points to the bottom of this pop-up window.

On the right side of the interface, there is a list of courses for **Spring 2017** with **6 Units**. Below that, a course is listed for **Spring 2018** with **3 Units**. At the bottom, there are options for **Spring 2018** (0 Units) and **Fall 2018** (0 Units).

After planning the courses, use the “check plan” button to validate the planned courses against the DPR. The planned courses will show on the DPR side as “PL” which means, planned course.



Program: BA FAM CON-FM
Effective: 2014

[Expand All](#) / [Collapse All](#)

14FA MATH 4R 0.0 CR INTERMED ALG

FAMILY AND CONSUMER SCIENCE - FASHION MERCHANDISING EMPHASIS 2012-13 THROUGH CURRENT
NOTE: A GRADE OF "C" OR BETTER IS REQUIRED FOR ALL COURSES USED TO MEET MAJOR REQUIREMENTS
 EARNED: 18.0 UNITS 1 SUB-GROUP
 NEEDS: 34.0 UNITS 4 SUB-GROUPS

1) LINE 1A: COMPLETE 12 COURSES (36 UNITS)
 12.0 UNITS ADDED 4 COURSES TAKEN

14FA ART 13	3.0 B	DESIGN
14FA FM 20	3.0 C	TEXTILE SCIENCE
17SP FM 21	3.0 PL	Fashion Merchandising Fundame
17SP FM 127	3.0 PL	Fashion Merchandising

NEEDS: 24.0 UNITS 8 COURSES
 SELECT FROM:
FM 10 ,120 ,126 ,128 ,130 ,133 ,134 ,140

2) LINE 1B: COMPLETE 1 COURSE (3 UNITS)
 3.0 UNITS ADDED 1 COURSE TAKEN

17FA ACCT 3	3.0 PL	Essentials of Accounting
-------------	--------	--------------------------

[Expand All](#) / [Collapse All](#)

▼ **Spring 2017** 6 Units

+

FM 21 (3 Units)
Fashion Merchandising Fundamentals
 FM 127 (3 Units)
Fashion Merchandising

▼ **Summer 2017** 0 Units

+

▼ **Fall 2017** 3 Units


+

ACCT 3 (3 Units)
Essentials of Accounting

▼ **Spring 2018** 0 Units

+

To add a term to a plan, click the “plus” sign on the plan side.



A pop up message will appear. Select the term and year to add and click “Ok”. The term will be added to the plan.

AT LEAST ONE REQUIREMENT HAS NOT BEEN SATISFIED

NON-DEGREE COURSEWORK - DOES NOT APPLY TOWARD A DEGREE

1) REMEDIAL AND / OR NON-DEGREE COURSE WORK DOES NOT APPLY TOWARD A DEGREE

14SU	ESE 1	0.0	RP	ERLYSTRT ENG
14SU	ESM 1	0.0	RP	ERLY ST COLA
14FA	MATH 4R	0.0	CR	INTERMED ALG

FAMILY AND CONSUMER SCIENCE - FASHION MERCHANDISING EMPHASIS 2012-13 THROUGH CURRENT

NOTE: A GRADE OF "C" OR BETTER IS REQUIRED FOR ALL COURSES USED TO MEET MAJOR REQUIREMENTS

EARNED: 18.0 UNITS 1 SUB-GROUP
NEEDS: 34.0 UNITS 4 SUB-GROUPS

1) LINE 1A: COMPLETE 12 COURSES (36 UNITS)
12.0 UNITS ADDED 4 COURSES TAKEN

Add Term

Term: Summer
Year: 2017

OK Cancel

Spring 2017 6 Units


FM 10 (3 Units)
No description

FM 21 (3 Units)
Fashion Merchandising Fundamentals

Fall 2017 3 Units

ACCT 3 (3 Units)
Essentials of Accounting

Spring 2018 0 Units



Spring 2017 6 Units

+

FM 10 (3 Units)
No description

FM 21 (3 Units)
Fashion Merchandising Fundamentals

Summer 2017 0 Units

+

Fall 2017 3 Units

+

ACCT 3 (3 Units)
Essentials of Accounting

To manually enter a course, click on the “plus sign” within the term. A pop-up box will come up.

Type in the course name and number and click “OK”. The course will be added to your plan.


A screenshot of a course plan interface. The top section is labeled "Spring 2017" and shows "3 Units". Below this, there is a plus sign icon circled in red, with a red arrow pointing to it and the number "1." next to it. Below the plus sign, the course "FM 21 (3 Units) Fashion Merchandising Fundamentals" is listed. The bottom section is labeled "Summer 2017" and shows "0 Units". Below this, there is another plus sign icon.

A screenshot of an "Add Course" dialog box. It has a title bar with "Add Course" and a close button. The form contains the following fields: "Department" with the value "FM", "Abbreviation" (empty), "Course Number" with the value "12", and "Number" (empty). At the bottom right, there are two buttons: "OK" (circled in red with a "3." next to it) and "Cancel". A red arrow points to the dialog box from the right, with a "2." next to it.

A screenshot of the course plan interface after adding a course. The "Spring 2017" section now shows "6 Units". Below the plus sign icon, two courses are listed: "FM 21 (3 Units) Fashion Merchandising Fundamentals" and "FM 127 (3 Units) Fashion Merchandising". The second course is circled in red, with a red arrow pointing to it and the number "3." next to it.

To add a comment to the plan, click on the comment button. The comment box will open to the left of your plan. This comment area is for general comments and is not intended to replace comments in GradesFirst.

For example, if the student is planning on taking the upper division writing exam, you can type this information in the comments box. Click save to save the comment. Then click on the comments button again to go back to the plan and the DPR.



Comment

Enter your comments for your plan. Select the "Share with" field to share the comment with others or the "Private" field to create a private note.

[Add New Comment](#)

[Expand All](#) / [Collapse All](#)

From:

Private Share with: Student Other Advisors









Student must take the UDWE, Spring 2019

Link with Plan:



A legend is available at the bottom of the plan.

Legend

-  = Completed Course
-  = In Progress Course
-  = Incomplete Planned Course
-  = Completed Course, No Credit
-  = Complete
-  = Planned
-  = In Progress
-  = Unfulfilled

BUILD YOUR PLAN TODAY!

That concludes the online training for My Degree Plan.

Happy Planning!

Please note: Creating a plan does not guarantee course availability and this tool does not check if co- or prerequisites have been met. Students are encouraged to see their advisor with any questions.



Admissions and Records