

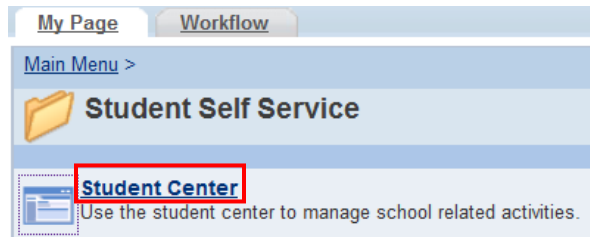
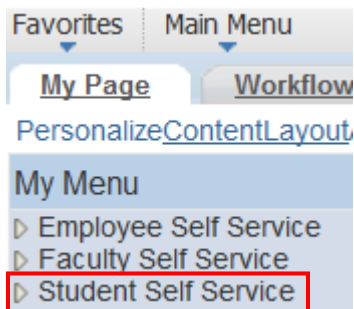
Fresno State Admission Application Status

I've submitted my application. How do I know if Fresno State has received everything they need to review my application?

- Visit <https://my.fresnostate.edu> and log into your Fresno State portal using your Fresno State username and password. This is the same username and password you created for your Fresno State email account at <https://email.csufresno.edu/index.php>

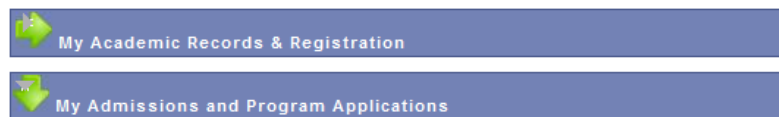


- Once logged in, click on Student Self Service and then Student Center

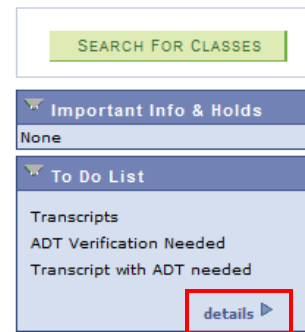


- Once on your Student Center, click on 'My Admissions and Program Applications' to view your application status by clicking on **Univ Application Status**

Click on each green arrow to expand the desired information.



Request Information	My Applications		
Univ Application Status Accept/Decline	California State Univ Fresno	Undergraduate Degree Seeking	Sprg 2017



(Also on the To Do List to the right you can click on details to see which office is asking for the specific item)

EXAMPLE OF COMPLETE APPLICATION STATUS

Descr2	Descr 3	Plan	Application Date
Spring 2017	Undergraduate	Philosophy	08/24/2016

Application Status

All admissions documents necessary to determine your admission eligibility have been received and your application is ready for review. Please check your status at a later time.

EXAMPLE OF INCOMPLETE APPLICATION STATUS

Descr2	Descr 3	Plan	Application Date
Spring 2017	Undergraduate	Food & Nutr Sciences-Diet & Fd	08/31/2016

Application Status

Your application is incomplete. Check your outstanding items below.

- Pay special attention to any application fee holds because the \$55 application fee has to be paid by the document deadline for the semester you are applying for

Click on each green arrow to expand the desired information.

The screenshot shows a student portal interface. On the left, there are two blue navigation bars with green arrows pointing right: "My Academic Records & Registration" and "My Admissions and Program Applications". On the right, there is a search bar with a green button labeled "SEARCH FOR CLASSES". Below the search bar, there is a blue bar labeled "Important Info & Holds" with a red box highlighting the text "No Application Fee Hold".

I've requested that my official transcripts be sent. Why does my To Do List still show Transcript?

- If the most recent official transcript you submitted shows **any** in-progress courses, a Transcript item will remain on your To Do List to remind you that you need to submit a new set of transcripts after the in-progress course is over.
- You should receive an email letting you know that your transcripts have been received. If you attended 2 or more schools within a district, you will get separate emails regarding each institution.

How do I view the term dates for the Transcripts item on my To Do List?

- You can view the dates of the in-progress term through the **My Admission and Program Applications** tab and selecting **Univ Application Status**

Click on each green arrow to expand the desired information.

The screenshot shows a navigation menu with two main tabs: "My Academic Records & Registration" and "My Admissions and Program Applications". The second tab is selected and expanded, showing sub-options: "Request Information" (with "Univ Application Status" highlighted in a red box), "Accept/Decline", and "My Applications". The "My Applications" table is visible, showing a row for "California State Univ Fresno" with "Undergraduate Degree Seeking" and "Sprg 2017". To the right, a sidebar contains a "SEARCH FOR CLASSES" button, "Important Info & Holds" (None), and a "To Do List" section with "Transcripts" and "Transcripts" items, and a "details" link.

- Once you click on Univ Application Status you will need to look for the outstanding transcript box right below the Application Status:

Outstanding Transcripts				
School	Data Source	From Date	To Date	Transcript Status
Clovis Community College	School	09/01/2016	12/01/2016	In Prograss

Example given above is of a student who still has fall 2016 in progress. Since the student is a spring applicant, having fall courses in-progress is okay for the application review process. Assuming the student is conditionally admitted after the admission review, a new official transcript showing completion of any in-progress courses will need to be received to verify admission eligibility.

When will I find out if I have been admitted or denied?

Spring admission – we start reviewing applications and official transcripts around the third week of September and plan to have all applications reviewed by October 31st

Fall admission – we start reviewing applications and official transcripts around the third week of January and plan to have all applications reviewed by April 15th