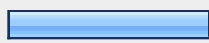










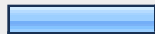








Fresno State Faculty/Staff Communication Survey

| 1. What is your gender? | | | |
|-------------------------|--|--------------------------|----------------|
| | | Response Percent | Response Count |
| Male |  | 30.8% | 128 |
| Female |  | 69.2% | 288 |
| | | answered question | 416 |
| | | skipped question | 0 |

| 2. What is your age range? | | | |
|----------------------------|---|--------------------------|----------------|
| | | Response Percent | Response Count |
| 20-29 |  | 11.1% | 46 |
| 30-39 |  | 15.9% | 66 |
| 40-49 |  | 25.7% | 107 |
| 50-59 |  | 31.7% | 132 |
| 60-69 |  | 15.4% | 64 |
| 70-79 |  | 0.2% | 1 |
| 80 or older | | 0.0% | 0 |
| | | answered question | 416 |
| | | skipped question | 0 |

| 3. What is your highest level of education? | | | |
|---|---|--------------------------|----------------|
| | | Response Percent | Response Count |
| High school or GED |  | 17.3% | 72 |
| Bachelors |  | 29.8% | 124 |
| Graduate or Professional Degree |  | 30.5% | 127 |
| Doctorate |  | 22.4% | 93 |
| | | <i>answered question</i> | 416 |
| | | <i>skipped question</i> | 0 |

| 4. How long have you worked at Fresno State? | | | |
|--|---|--------------------------|----------------|
| | | Response Percent | Response Count |
| 0-4 years |  | 31.3% | 130 |
| 5-9 years |  | 25.2% | 105 |
| 10-14 years |  | 16.3% | 68 |
| 15-19 years |  | 6.3% | 26 |
| 20-25 years |  | 13.7% | 57 |
| 30 or more years |  | 7.2% | 30 |
| | | <i>answered question</i> | 416 |
| | | <i>skipped question</i> | 0 |

| 5. What is your classification? | | | |
|---------------------------------|--|--------------------------|----------------|
| | | Response Percent | Response Count |
| Staff | | 57.5% | 239 |
| Faculty | | 26.0% | 108 |
| MPP | | 13.2% | 55 |
| Other | | 3.4% | 14 |
| | | answered question | 416 |
| | | skipped question | 0 |

| 6. When speaking to others not employed at Fresno State, do you feel well informed about what's going on at Fresno State? | | | |
|---|--|--------------------------|----------------|
| | | Response Percent | Response Count |
| Very informed | | 20.4% | 85 |
| Somewhat informed | | 57.5% | 239 |
| Neutral | | 12.5% | 52 |
| Somewhat uninformed | | 7.2% | 30 |
| Very uninformed | | 2.4% | 10 |
| | | answered question | 416 |
| | | skipped question | 0 |

7. Of the current methods of communication available for faculty/staff how often do you use the following?






| | Frequently | Occasionally | Sometimes | Rarely | Never | N/A | Response Count |
|---|------------------------------|--------------|------------------------------|------------------------------|------------------------------|------------------------------|----------------|
| Bulldog Byte Alumni Newsletter | 11.4% (43) | 17.2% (65) | 16.9% (64) | 27.0% (102) | 26.5% (100) | 1.1% (4) | 378 |
| Bulletin Board | 65.6% (248) | 13.5% (51) | 11.4% (43) | 5.8% (22) | 3.7% (14) | 0.0% (0) | 378 |
| Campus Website | 46.0% (174) | 23.8% (90) | 16.4% (62) | 11.4% (43) | 2.1% (8) | 0.3% (1) | 378 |
| College Website | 22.5% (85) | 19.0% (72) | 20.6% (78) | 19.6% (74) | 12.4% (47) | 5.8% (22) | 378 |
| Department Newsletter | 11.6% (44) | 12.2% (46) | 9.0% (34) | 16.4% (62) | 22.5% (85) | 28.3% (107) | 378 |
| Department Website | 22.2% (84) | 19.8% (75) | 19.0% (72) | 20.1% (76) | 12.4% (47) | 6.3% (24) | 378 |
| Email | 94.4% (357) | 3.2% (12) | 1.3% (5) | 0.0% (0) | 0.3% (1) | 0.8% (3) | 378 |
| Fresno State Event Calendar | 7.7% (29) | 22.2% (84) | 23.5% (89) | 28.3% (107) | 17.2% (65) | 1.1% (4) | 378 |
| Fresno State Magazine | 9.0% (34) | 20.9% (79) | 23.8% (90) | 27.8% (105) | 17.2% (65) | 1.3% (5) | 378 |
| FresnoStateNews Website | 18.5% (70) | 22.8% (86) | 22.0% (83) | 23.3% (88) | 13.2% (50) | 0.3% (1) | 378 |
| GoBulldogs Athletic Website | 5.3% (20) | 13.2% (50) | 14.0% (53) | 25.4% (96) | 39.2% (148) | 2.9% (11) | 378 |
| InfoMail | 33.1% (125) | 19.6% (74) | 12.7% (48) | 12.4% (47) | 18.0% (68) | 4.2% (16) | 378 |
| Listserv Grouping (i.e. Department or Committee Listserv) | 40.2% (152) | 22.0% (83) | 14.8% (56) | 10.1% (38) | 10.3% (39) | 2.6% (10) | 378 |
| Local News Media (i.e. Fresno Bee, local television news, Business Journal) | 39.4% (149) | 20.4% (77) | 22.2% (84) | 13.5% (51) | 3.7% (14) | 0.8% (3) | 378 |
| Posters or Banners displayed on campus | 9.5% (36) | 22.0% (83) | 33.1% (125) | 23.8% (90) | 10.6% (40) | 1.1% (4) | 378 |







| | | | | | | | |
|--|-------------|--------------------|--------------------|------------|--------------------|--------------------|------------|
| Printed materials from Campus Mail | 18.5% (70) | 29.9% (113) | 23.3% (88) | 19.3% (73) | 8.7% (33) | 0.3% (1) | 378 |
| The Collegian | 13.5% (51) | 21.4% (81) | 26.5% (100) | 25.1% (95) | 13.2% (50) | 0.3% (1) | 378 |
| University Affiliated Facebook Page or Group | 4.5% (17) | 6.9% (26) | 6.1% (23) | 16.1% (61) | 59.0% (223) | 7.4% (28) | 378 |
| University Affiliated Myspace Page | 0.5% (2) | 1.6% (6) | 1.6% (6) | 9.5% (36) | 75.1% (284) | 11.6% (44) | 378 |
| University Affiliated Twitter account | 2.9% (11) | 2.1% (8) | 4.2% (16) | 7.9% (30) | 71.7% (271) | 11.1% (42) | 378 |
| University Journal | 9.5% (36) | 19.6% (74) | 21.4% (81) | 19.8% (75) | 26.7% (101) | 2.9% (11) | 378 |
| Word of Mouth | 28.3% (107) | 34.7% (131) | 19.3% (73) | 7.9% (30) | 3.2% (12) | 6.6% (25) | 378 |
| Other: Please specify | 3.7% (14) | 1.3% (5) | 1.9% (7) | 2.1% (8) | 8.2% (31) | 82.8% (313) | 378 |
| Other (please specify) | | | | | | | 27 |
| answered question | | | | | | | 378 |
| skipped question | | | | | | | 38 |






| 8. How satisfied (informed) are you with the current methods of communication available for faculty/staff? | | | | | | | |
|--|--------------------|--------------------|--------------------|----------------------|------------------|--------------------|----------------|
| | Very Satisfied | Somewhat Satisfied | Neutral | Somewhat Unsatisfied | Very Unsatisfied | Don't Know | Response Count |
| Bulldog Byte Alumni Newsletter | 10.4% (34) | 22.4% (73) | 35.9% (117) | 3.7% (12) | 2.8% (9) | 24.8% (81) | 326 |
| Bulletin Board | 33.1% (108) | 36.8% (120) | 16.9% (55) | 7.4% (24) | 2.8% (9) | 3.1% (10) | 326 |
| Campus Website | 20.9% (68) | 38.3% (125) | 24.5% (80) | 8.9% (29) | 4.6% (15) | 2.8% (9) | 326 |
| College Website | 10.7% (35) | 24.2% (79) | 33.7% (110) | 8.9% (29) | 4.0% (13) | 18.4% (60) | 326 |
| Department Newsletter | 8.9% (29) | 11.3% (37) | 27.6% (90) | 2.5% (8) | 4.3% (14) | 45.4% (148) | 326 |
| Department Website | 13.5% (44) | 30.4% (99) | 27.3% (89) | 7.4% (24) | 5.2% (17) | 16.3% (53) | 326 |
| Email | 45.1% (147) | 38.0% (124) | 6.7% (22) | 6.7% (22) | 2.8% (9) | 0.6% (2) | 326 |
| Fresno State Event Calendar | 8.9% (29) | 23.9% (78) | 36.2% (118) | 10.1% (33) | 4.6% (15) | 16.3% (53) | 326 |
| Fresno State Magazine | 21.5% (70) | 24.8% (81) | 31.3% (102) | 4.3% (14) | 2.5% (8) | 15.6% (51) | 326 |
| FresnoStateNews Website | 21.5% (70) | 31.3% (102) | 27.3% (89) | 2.8% (9) | 3.7% (12) | 13.5% (44) | 326 |
| GoBulldogs Athletic Website | 8.0% (26) | 17.5% (57) | 32.8% (107) | 2.5% (8) | 3.7% (12) | 35.6% (116) | 326 |
| InfoMail | 19.9% (65) | 31.3% (102) | 27.6% (90) | 4.6% (15) | 2.8% (9) | 13.8% (45) | 326 |
| Listserv Grouping (i.e. Department or Committee Listserv) | 26.7% (87) | 26.4% (86) | 28.8% (94) | 3.1% (10) | 1.5% (5) | 13.5% (44) | 326 |
| Local News Media (i.e. Fresno Bee, local television news, Business Journal) | 12.9% (42) | 34.4% (112) | 30.4% (99) | 10.1% (33) | 5.8% (19) | 6.4% (21) | 326 |
| Posters or Banners displayed on campus | 7.4% (24) | 26.4% (86) | 41.7% (136) | 9.2% (30) | 3.1% (10) | 12.3% (40) | 326 |




| | | | | | | | |
|--|---------------|------------------------------|------------------------------|-----------|-----------|------------------------------|------------|
| Printed materials from Campus Mail | 14.1% (46) | 27.3% (89) | 38.7% (126) | 7.4% (24) | 5.5% (18) | 7.1% (23) | 326 |
| The Collegian | 10.1% (33) | 33.1% (108) | 32.5% (106) | 9.2% (30) | 4.9% (16) | 10.1% (33) | 326 |
| University Affiliated Facebook Page or Group | 4.0% (13) | 6.7% (22) | 25.2% (82) | 3.4% (11) | 4.0% (13) | 56.7% (185) | 326 |
| University Affiliated Myspace Page | 0.9% (3) | 1.2% (4) | 22.7% (74) | 2.1% (7) | 4.6% (15) | 68.4% (223) | 326 |
| University Affiliated Twitter account | 2.1% (7) | 3.4% (11) | 23.0% (75) | 2.8% (9) | 4.9% (16) | 63.8% (208) | 326 |
| University Journal | 12.0% (39) | 23.6% (77) | 34.4% (112) | 3.1% (10) | 2.8% (9) | 24.2% (79) | 326 |
| Word of Mouth | 10.4% (34) | 27.3% (89) | 42.0% (137) | 4.9% (16) | 2.5% (8) | 12.9% (42) | 326 |
| Other: Please specify | 1.8% (6) | 4.0% (13) | 20.6% (67) | 0.6% (2) | 0.9% (3) | 72.1% (235) | 326 |
| Other (please specify) | | | | | | | 16 |
| answered question | | | | | | | 326 |
| skipped question | | | | | | | 90 |






| 9. How current is the information you receive from Fresno State? | | | |
|--|--|------------------|----------------|
| | | Response Percent | Response Count |
| Very current | | 42.4% | 136 |
| Somewhat current | | 47.4% | 152 |
| Neutral | | 5.0% | 16 |
| Somewhat dated | | 4.4% | 14 |
| Very dated | | 0.0% | 0 |
| Don't know | | 0.9% | 3 |
| answered question | | | 321 |
| skipped question | | | 95 |

| 10. How useful is the information from Fresno State? | | | |
|--|---|--------------------------|----------------|
| | | Response Percent | Response Count |
| Very useful |  | 30.5% | 98 |
| Somewhat useful |  | 55.1% | 177 |
| Neutral |  | 6.9% | 22 |
| Somewhat useless |  | 6.5% | 21 |
| Very useless |  | 0.9% | 3 |
| Don't know | | 0.0% | 0 |
| | | answered question | 321 |
| | | skipped question | 95 |



| 11. How credible is the information you receive from Fresno State? | | | |
|--|---|--------------------------|----------------|
| | | Response Percent | Response Count |
| Very credible |  | 36.4% | 117 |
| Somewhat credible |  | 44.9% | 144 |
| Neutral |  | 13.1% | 42 |
| Not somewhat credible |  | 2.2% | 7 |
| Not very credible |  | 2.2% | 7 |
| Don't know |  | 1.2% | 4 |
| | | answered question | 321 |
| | | skipped question | 95 |






| 12. How satisfied are you with the amount info you receive about campus-wide activities/issues? | | | |
|---|---|--------------------------|----------------|
| | | Response Percent | Response Count |
| Very satisfied |  | 22.6% | 72 |
| Somewhat satisfied |  | 46.5% | 148 |
| Neutral |  | 16.7% | 53 |
| Somewhat Unsatisfied |  | 10.7% | 34 |
| Very unsatisfied |  | 3.5% | 11 |
| | | <i>answered question</i> | 318 |
| | | <i>skipped question</i> | 98 |





| 13. How much information would you like from Fresno State? | | | |
|--|---|--------------------------|----------------|
| | | Response Percent | Response Count |
| More info |  | 33.0% | 106 |
| Same amount of info as now |  | 55.5% | 178 |
| Less info |  | 11.5% | 37 |
| | | <i>answered question</i> | 321 |
| | | <i>skipped question</i> | 95 |

| 14. How often do you voluntarily attend events on campus that are open to the public? | | | |
|---|---|--------------------------|----------------|
| | | Response Percent | Response Count |
| Frequently |  | 14.0% | 45 |
| Occasionally |  | 45.8% | 147 |
| Sometimes |  | 22.4% | 72 |
| Rarely |  | 15.0% | 48 |
| Never |  | 2.8% | 9 |
| | | <i>answered question</i> | 321 |
| | | <i>skipped question</i> | 95 |

| 15. Please indicate how often you do the following: | | | | | | |
|--|--------------------------|--------------------|--------------------|------------|--------------------|----------------|
| | Always | Often | Sometimes | Rarely | Never | Response Count |
| I open all University email correspondence | 50.5% (162) | 35.5% (114) | 7.8% (25) | 4.7% (15) | 1.6% (5) | 321 |
| I read the subject line of an email/Bulletin Board only | 29.9% (95) | 22.0% (70) | 25.5% (81) | 14.5% (46) | 8.2% (26) | 318 |
| I open an email/Bulletin Board only if it applies to me | 29.7% (94) | 24.3% (77) | 19.2% (61) | 15.1% (48) | 11.7% (37) | 317 |
| I open an email/Bulletin Board only if it applies to my department | 27.3% (87) | 23.2% (74) | 17.6% (56) | 16.6% (53) | 15.4% (49) | 319 |
| I open an email/Bulletin Board only if I find it interesting | 23.7% (75) | 25.6% (81) | 22.2% (70) | 14.9% (47) | 13.6% (43) | 316 |
| I read the entire email once open | 17.2% (55) | 32.2% (103) | 36.3% (116) | 13.4% (43) | 0.9% (3) | 320 |
| I only skim the email for the important details | 18.6% (59) | 34.3% (109) | 33.0% (105) | 9.1% (29) | 5.0% (16) | 318 |
| I unsubscribe from listservs and Bulletin Boards if possible | 3.5% (11) | 3.1% (10) | 17.3% (55) | 29.6% (94) | 46.5% (148) | 318 |
| | <i>answered question</i> | | | | | 321 |
| | <i>skipped question</i> | | | | | 95 |






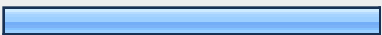
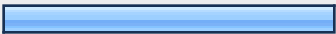

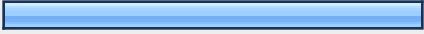



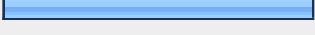


| 16. Do you like receiving campus information? | | | |
|---|--|------------------|----------------|
| | | Response Percent | Response Count |
| Yes |  | 96.2% | 300 |
| No |  | 3.8% | 12 |
| | <i>answered question</i> | | 312 |
| | <i>skipped question</i> | | 104 |






| 17. How often do you forward campus information to others? | | | |
|--|---|--------------------------|----------------|
| | | Response Percent | Response Count |
| Frequently |  | 18.3% | 57 |
| Occasionally |  | 35.9% | 112 |
| Sometimes |  | 24.4% | 76 |
| Rarely |  | 17.0% | 53 |
| Never |  | 4.5% | 14 |
| | | <i>answered question</i> | 312 |
| | | <i>skipped question</i> | 104 |






| 18. How many Fresno State affiliated listservs do you subscribe to? | | | |
|---|---|--------------------------|----------------|
| | | Response Percent | Response Count |
| None |  | 7.7% | 24 |
| 1-3 |  | 65.7% | 205 |
| 4-6 |  | 21.2% | 66 |
| 7 or more |  | 5.4% | 17 |
| | | <i>answered question</i> | 312 |
| | | <i>skipped question</i> | 104 |






19. Which of the following characteristics are important to you when receiving information?






| | Very important | Somewhat important | Neutral | Somewhat unimportant | Very unimportant | N/A | Response Count |
|---|--------------------|--------------------|--------------------|----------------------|-------------------|--------------------|----------------|
| Ability to provide feedback | 23.2% (72) | 37.4% (116) | 27.1% (84) | 7.1% (22) | 3.9% (12) | 1.3% (4) | |
| Ability to share or post the correspondence to my social networking profile | 9.7% (30) | 19.7% (61) | 22.6% (70) | 7.7% (24) | 25.2% (78) | 15.2% (47) | |
| Brevity | 41.5% (129) | 32.8% (102) | 16.7% (52) | 3.9% (12) | 1.6% (5) | 3.5% (11) | |
| Choice to opt-in or opt-out | 36.7% (114) | 37.6% (117) | 18.6% (58) | 3.2% (10) | 1.6% (5) | 2.3% (7) | |
| Design and presentation | 30.6% (95) | 38.4% (119) | 22.6% (70) | 5.5% (17) | 2.3% (7) | 0.6% (2) | |
| Ease of access | 66.2% (206) | 25.7% (80) | 6.8% (21) | 1.0% (3) | 0.0% (0) | 0.3% (1) | |
| Easy to navigate | 71.0% (220) | 21.9% (68) | 6.5% (20) | 0.0% (0) | 0.3% (1) | 0.3% (1) | |
| Links to more information | 39.0% (121) | 43.2% (134) | 13.9% (43) | 2.6% (8) | 1.0% (3) | 0.3% (1) | |
| Organized and segmented into bullets | 39.0% (121) | 42.6% (132) | 13.9% (43) | 2.9% (9) | 1.3% (4) | 0.3% (1) | |
| Photo or graphic included | 21.9% (68) | 32.5% (101) | 31.5% (98) | 9.0% (28) | 4.5% (14) | 0.6% (2) | |
| Sender of info | 40.5% (126) | 31.5% (98) | 23.2% (72) | 3.5% (11) | 1.0% (3) | 0.3% (1) | |
| Summary/Excerpt provided | 27.7% (86) | 40.5% (126) | 24.1% (75) | 4.2% (13) | 2.9% (9) | 0.6% (2) | |
| Video enhanced | 7.4% (23) | 18.4% (57) | 42.1% (130) | 12.3% (38) | 16.8% (52) | 2.9% (9) | |
| Other: Please Specify | 4.5% (13) | 1.7% (5) | 14.6% (42) | 0.0% (0) | 2.4% (7) | 76.7% (220) | |
| Other (please specify) | | | | | | | |
| answered question | | | | | | | |






| 20. What type of information do you like to hear about? | | | |
|---|--|--------------------------|----------------|
| | | Response Percent | Response Count |
| Academic Events |  | 75.8% | 235 |
| Alumni accomplishments |  | 37.7% | 117 |
| Arts & Humanities Events |  | 50.6% | 157 |
| Athletics |  | 41.3% | 128 |
| College/Department/Program accomplishments |  | 62.9% | 195 |
| Cultural-specific events |  | 57.7% | 179 |
| Deals/promotions |  | 50.6% | 157 |
| Faculty/Staff accomplishments |  | 61.3% | 190 |
| Human Resources information |  | 64.5% | 200 |
| Professional development workshops/training |  | 78.7% | 244 |
| Science-related events |  | 29.0% | 90 |
| Services available to faculty/staff |  | 86.8% | 269 |
| Services available to students |  | 47.4% | 147 |
| Student accomplishments |  | 51.6% | 160 |
| Other (please specify) |  | 7.4% | 23 |
| | | answered question | 310 |
| | | skipped question | 106 |



| 21. How important is it to you to know about activities that other departments/programs are holding on campus? | | | Response Percent | Response Count |
|--|---|--|---------------------------------|----------------|
| Very important |  | | 26.1% | 81 |
| Somewhat important |  | | 52.9% | 164 |
| Neutral |  | | 11.9% | 37 |
| Somewhat unimportant |  | | 7.7% | 24 |
| Very unimportant |  | | 1.3% | 4 |
| | | | <i>answered question</i> | 310 |
| | | | <i>skipped question</i> | 106 |

| 22. How aware are you of what other colleges are doing on campus (i.e. research, accomplishments)? | | | Response Percent | Response Count |
|--|---|--|---------------------------------|----------------|
| Very aware |  | | 2.6% | 8 |
| Somewhat aware |  | | 45.2% | 140 |
| Neutral |  | | 17.1% | 53 |
| Somewhat unaware |  | | 23.2% | 72 |
| Very unaware |  | | 11.9% | 37 |
| | | | <i>answered question</i> | 310 |
| | | | <i>skipped question</i> | 106 |

| 23. How often would you prefer to receive information about other departments? | | | |
|--|---|--------------------------|----------------|
| | | Response Percent | Response Count |
| Once a semester |  | 16.8% | 52 |
| Monthly |  | 57.1% | 177 |
| Weekly |  | 21.6% | 67 |
| Daily |  | 2.6% | 8 |
| Never |  | 1.9% | 6 |
| | | <i>answered question</i> | 310 |
| | | <i>skipped question</i> | 106 |

| 24. How aware are you of what other departments are doing on campus (i.e. research, accomplishments)? | | | |
|---|---|--------------------------|----------------|
| | | Response Percent | Response Count |
| Very aware |  | 1.6% | 5 |
| Somewhat aware |  | 44.2% | 137 |
| Neutral |  | 19.0% | 59 |
| Somewhat unaware |  | 21.6% | 67 |
| Very unaware |  | 13.5% | 42 |
| | | <i>answered question</i> | 310 |
| | | <i>skipped question</i> | 106 |

| 25. How important is it to you to know about campus related issues? | | | Response Percent | Response Count |
|---|---|--|--------------------------|----------------|
| Very important |  | | 55.8% | 173 |
| Somewhat important |  | | 36.1% | 112 |
| Neutral |  | | 6.8% | 21 |
| Somewhat unimportant |  | | 1.0% | 3 |
| Very unimportant |  | | 0.3% | 1 |
| | | | <i>answered question</i> | 310 |
| | | | <i>skipped question</i> | 106 |

| 26. Have you heard the slogan "Powering the New California"? | | | Response Percent | Response Count |
|--|--|--|--------------------------|----------------|
| Yes |  | | 89.7% | 278 |
| No |  | | 10.3% | 32 |
| | | | <i>answered question</i> | 310 |
| | | | <i>skipped question</i> | 106 |

| 27. What does the slogan "Powering the New California" mean to you? | | Response Count |
|---|--|----------------|
| | | 251 |
| <i>answered question</i> | | 251 |
| <i>skipped question</i> | | 165 |