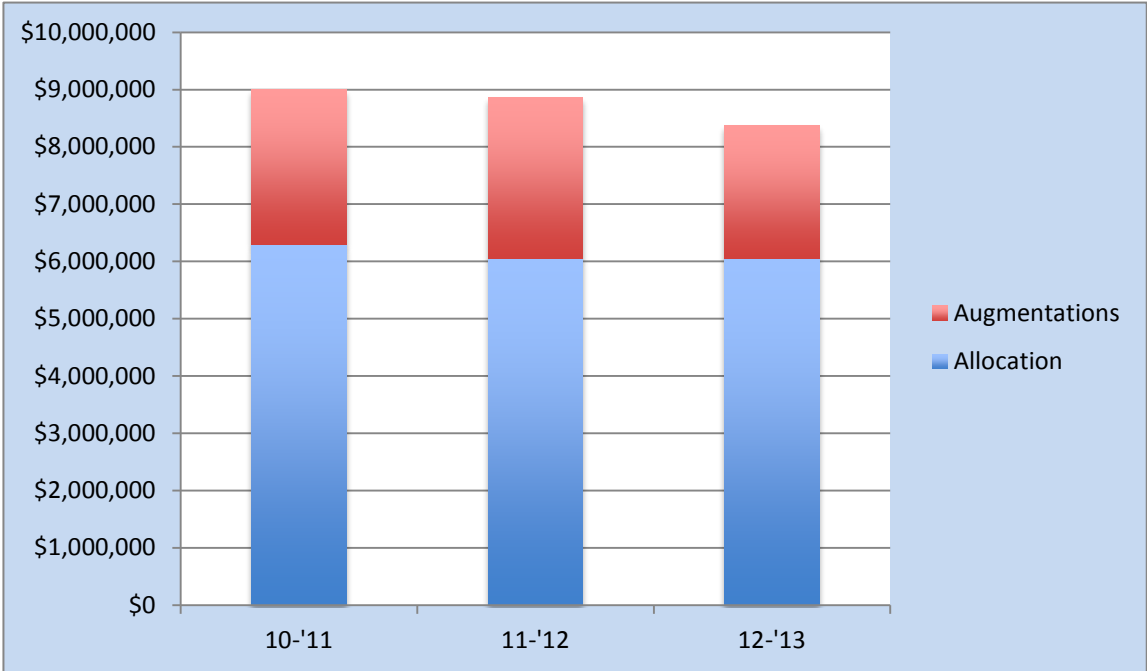


# KREMEN DATA COMPARISONS OVER THE PAST THREE YEARS

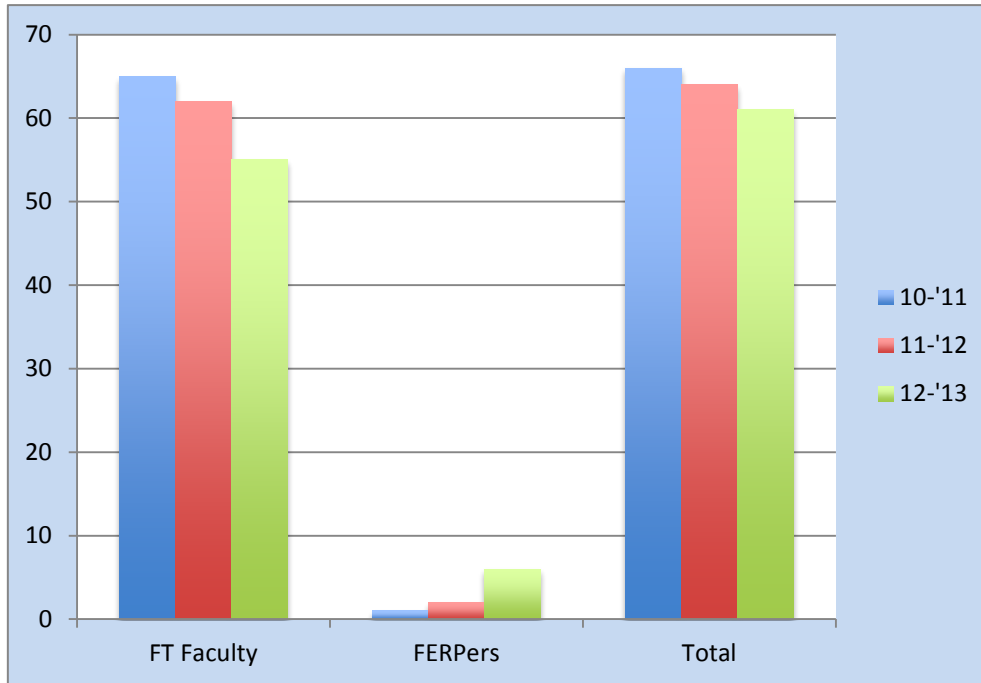
## BUDGET

AY	Allocation	Augmentations	Total Budget	Percent Change from '10
10-'11	\$6,293,735	\$2,704,882	\$8,998,617	
11-'12	\$6,057,124	\$2,799,531	\$8,856,655	-2%
12-'13	\$6,057,124	\$2,321,394	\$8,378,518	-7%



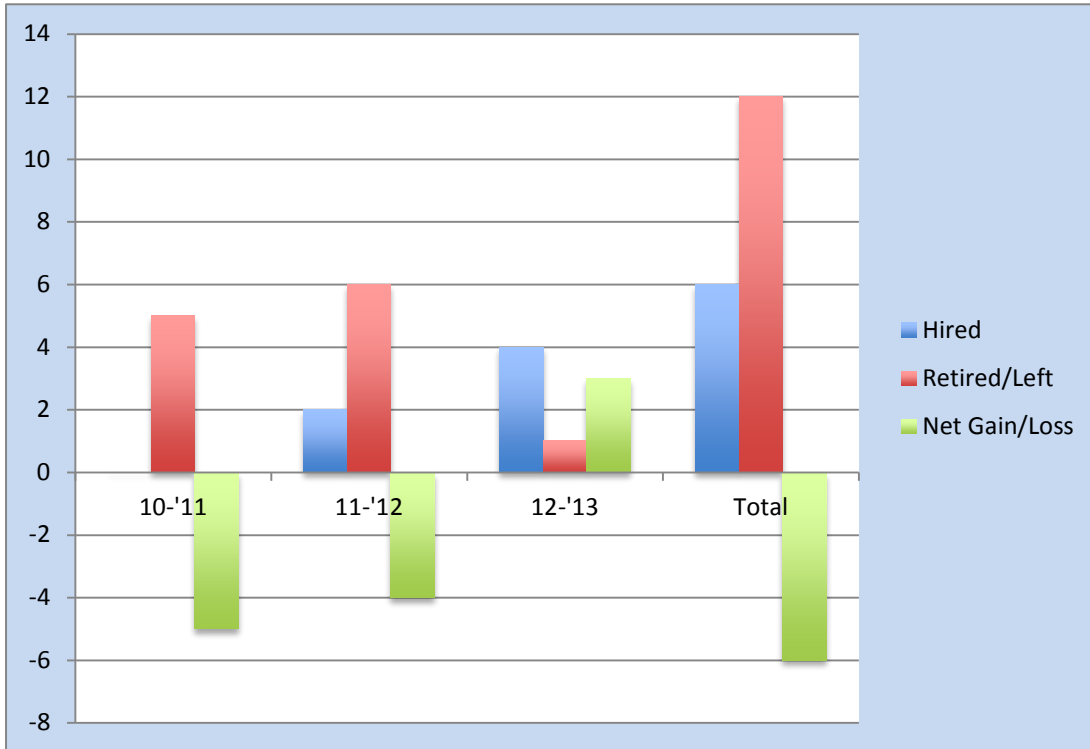
## TOTAL FT FACULTY

AY	FT Faculty	FERPers	Total	Percent Change from '10
10-'11	65	1	66	
11-'12	62	2	64	-4%
12-'13	55	6	61	-8%



## FACULTY TURNOVER

AY	Hired	Retired/Left	Net Gain/Loss
10-'11	0	5	-5
11-'12	2	6	-4
12-'13	<u>4</u>	<u>1</u>	<u>3</u>
<b>Total</b>	<b>6</b>	<b>12</b>	<b>-6</b>



**COURSE SECTIONS: Number, enrollment, class size**

AY	# Sections	Average Class Size	Enrollment
10-'11	192	23.1	4437
11-'12	195	23.3	4545
12-'13	194	24.2	4695

