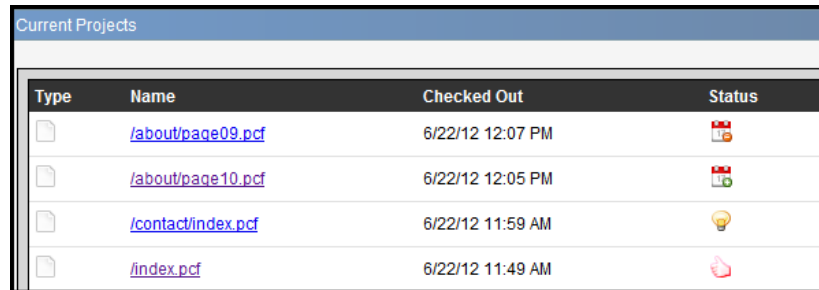









Current Projects

Current Projects displays a list of all the pages currently checked out to the user. The user can click on the “Name” link to navigate to the checked out page where it can be modified or published. Depending on the status of the page, different actions can be taken. Clicking on the light bulb will check the page back in, the calendar icon indicates a page is scheduled for publishing or is set to expire, and the thumbs up icon indicates the page needs to be reviewed by the user.



The screenshot shows a window titled 'Current Projects' containing a table with four columns: Type, Name, Checked Out, and Status. Each row represents a page checked out by the user, with a document icon in the 'Type' column, a blue hyperlink in the 'Name' column, a timestamp in the 'Checked Out' column, and a status icon in the 'Status' column.

Type	Name	Checked Out	Status
	/about/page09.pcf	6/22/12 12:07 PM	
	/about/page10.pcf	6/22/12 12:05 PM	
	/contact/index.pcf	6/22/12 11:59 AM	
	/index.pcf	6/22/12 11:49 AM	