

# Inclusive Teaching Resources and Strategies

## meeting the needs of all students


**Sign Language Interpreting**



Fall 2017: Over 1000 hours of interpreting for hearing and deaf individuals


**Provide multiple means of Engagement** →

Affective Networks  
The "WHY" of learning




**Provide multiple means of Representation** →

Recognition Networks  
The "WHAT" of learning



**Provide multiple means of Action & Expression** →

Strategic Networks  
The "HOW" of learning




**Universal Design for Learning (UDL)**

Framework to improve and optimize teaching and learning based on how people learn through engagement, representation, and action & expression.

<http://udlguidelines.cast.org/>

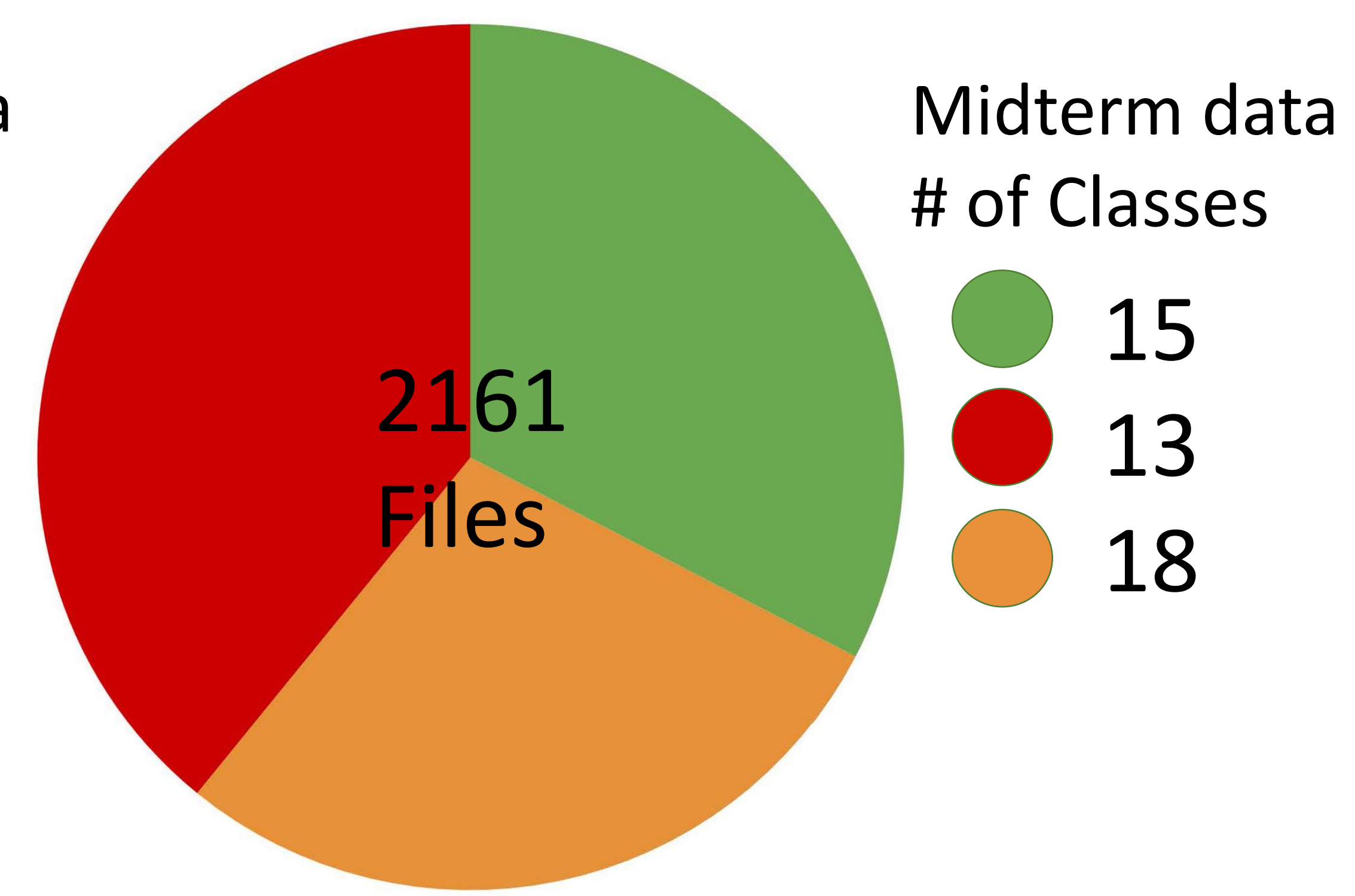
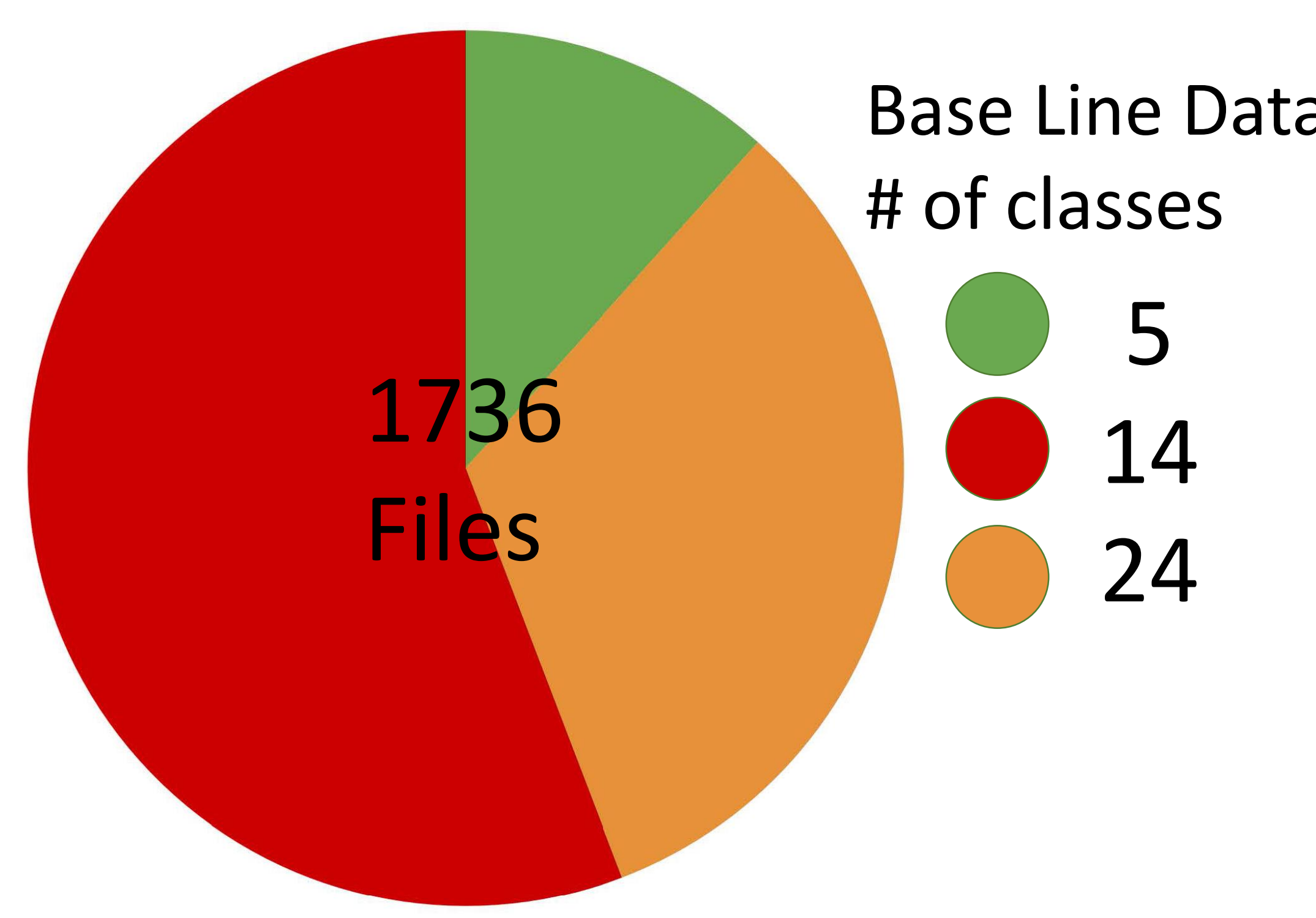
**APM237 – Accessible Instructional Materials**







Be Proactive instead of Reactive!!!  
Eliminate physical and programmatic barriers to educational access

### 2018 Bb Ally Spring Pilot

Blackboard Ally gives faculty and staff a gauge to evaluate the accessibility of course content. Additional file types (Tagged PDF, HTML, ePub, Electronic braille, Audio) are automatically generated to increase access.



Colored gauges represent the course content's accessibility.

-  0 - 33 percent. Red icon. The file is not accessible and needs immediate attention.
-  34 - 66 percent. Orange icon. The file is somewhat accessible.
-  67 - 99 percent. Green icon. The file is accessible but could be improved.
-  100 percent: Perfect. Dark green icon. The file has perfect accessibility.