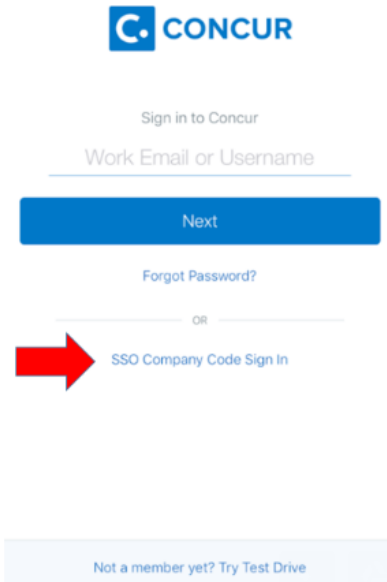
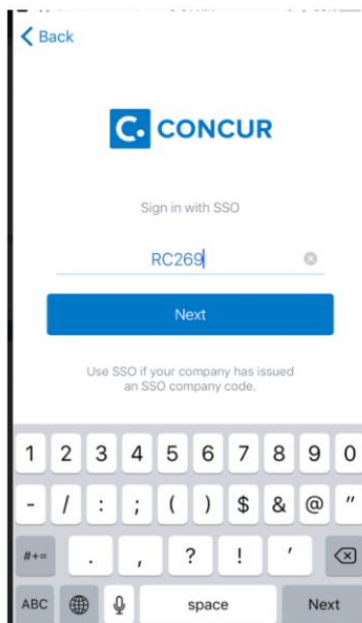


Logging in to Concur Mobile App

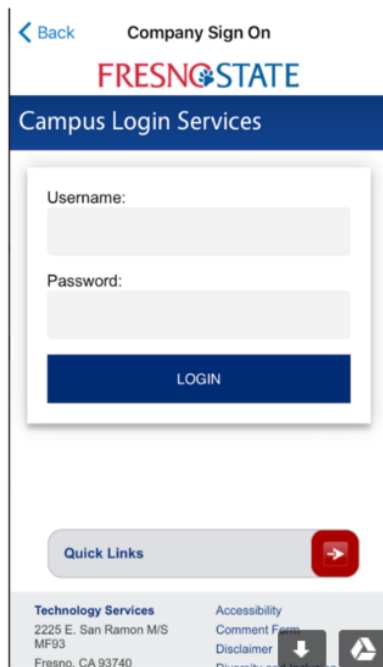
- 1) Select "SSO Company Code Sign In"



- 2) Enter the Company Code which is found in your Profile Settings in the "Concur Mobile Registration" tab.



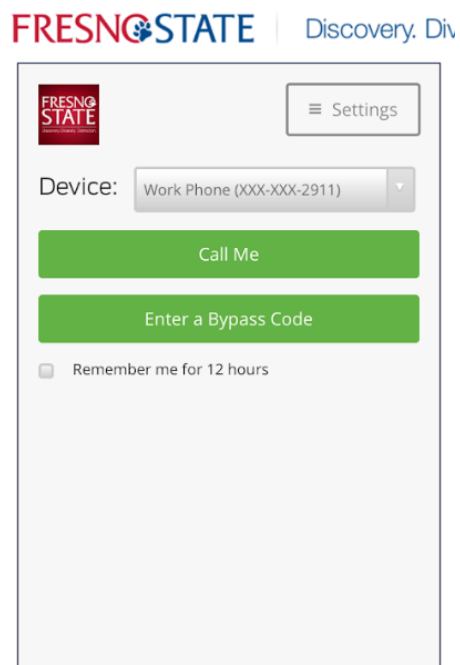
3) Enter your user name and password for your Fresno State email account.



The screenshot shows a mobile interface for "Company Sign On" at Fresno State. At the top, there is a "Back" arrow and the text "Company Sign On". Below this is the Fresno State logo and a blue header bar with the text "Campus Login Services". The main content area contains a form with two input fields: "Username:" and "Password:". Below the password field is a blue button labeled "LOGIN". At the bottom of the form area, there is a "Quick Links" button with a red arrow icon. The footer contains contact information for Technology Services (2225 E. San Ramon M/S MF93, Fresno, CA 93740) and links for Accessibility, Comment Form, and Disclaimer.

4) If you have the two-step verification, you will need to use a landline to verify your identity.

< DuoSecurity Login - CAS – Central Auth...



The screenshot shows the DuoSecurity login interface. At the top, there is a "Back" arrow and the text "DuoSecurity Login - CAS – Central Auth...". Below this is the Fresno State logo and the text "Discovery. Div". The main content area contains a form with a "Settings" button in the top right corner. Below the settings button is a "Device:" label and a dropdown menu showing "Work Phone (XXX-XXX-2911)". Below the dropdown menu are two green buttons: "Call Me" and "Enter a Bypass Code". At the bottom of the form, there is a checkbox labeled "Remember me for 12 hours".