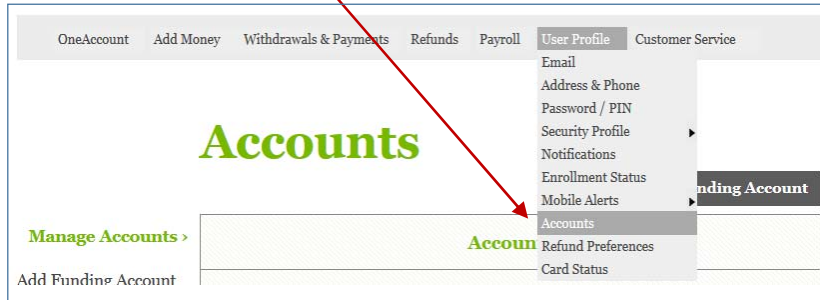


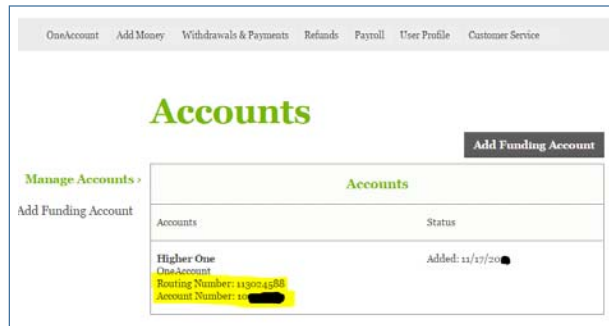
## Using BankMobile Vibe with E-Pay (electronic check)

### Instructions

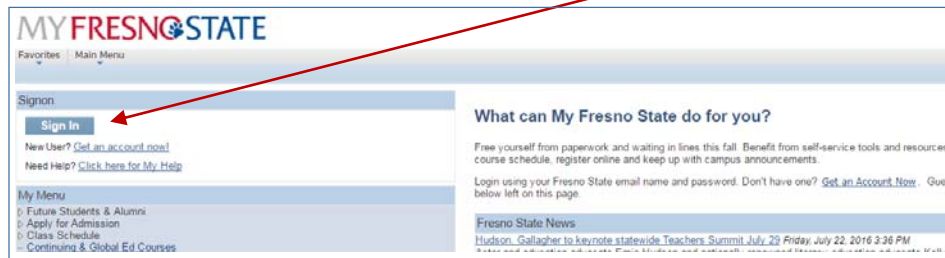
1. Log in to your BankMobile Vibe account at <https://www.RefundSelection.com>
2. Go to User Profile > Accounts



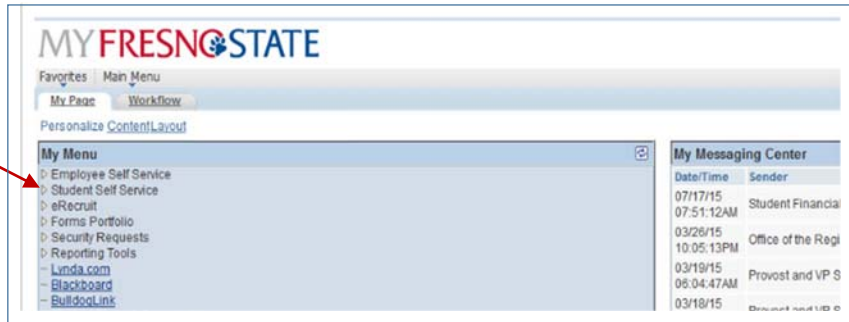
3. Make note of Routing and Account numbers for your BankMobile account. You will need this information for the next step.



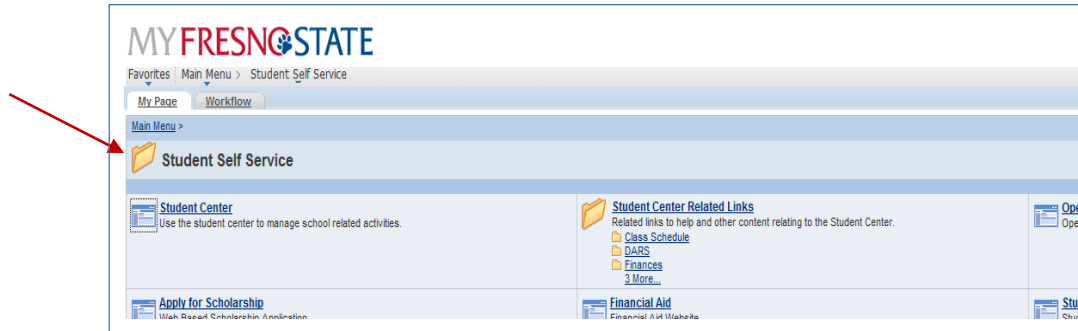
4. Go to My Fresno State, <https://my.fresnostate.edu> and “Sign In”



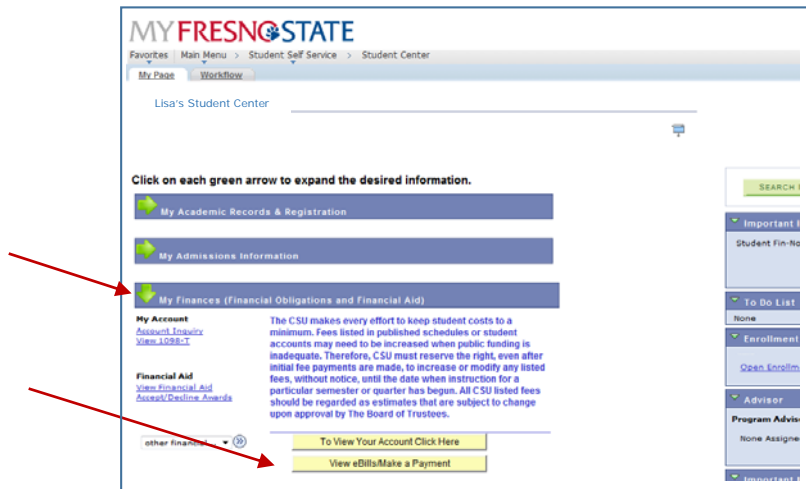
5. Go to “Student Self Service”



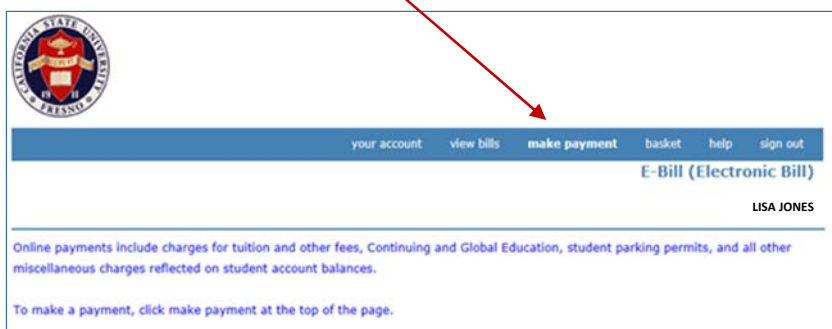
6. Select “Student Center”



7. Click on green arrow titled “My Finances.” Then click “View eBill/Make a Payment”



8. Select “Make Payment”



9. Select item(s) to pay:

The screenshot shows the top navigation bar with links for 'your account', 'view bills', 'make payment', 'basket', 'help', and 'sign out'. Below the navigation bar, the user's name 'LISA JONES' is displayed. The main content area is titled 'You can also purchase and make payment for:' and lists three options: 'Your Student Account', 'Parking Permit', and 'Testing Fee'. The 'Parking Permit' option includes a note: 'This receipt is your temporary parking permit and is valid in green lots. Parking permits will be mailed to your Student Center mailing address within 7 business days. If you do not receive your permit within that time, please contact Traffic Operations at 559.278.2950.' The 'Testing Fee' option includes a note: '\*\*\*NOTE\*\*\* You MUST register through the Testing Services website BEFORE you pay. Do not pay before completing your registration.'

10. After adding item(s) to your basket select "Checkout"

The screenshot shows the shopping basket with one item: 'Parking/General (Fall)' for \$93.00. The 'Total Amount' is \$93.00. There are 'Continue Shopping' and 'Checkout' buttons. A red arrow points from the 'Checkout' button to the text 'After adding item(s) to your basket select "Checkout"'. The navigation bar and user name 'LISA JONES' are also visible.

11. Select E-Pay (electronic check) payment method:

The screenshot shows the 'Select Method of Payment' screen with three options: 'SmartPay - Credit Card', 'E-Pay - Electronic Check', and 'IFT - Pay with Foreign Currency'. The 'E-Pay - Electronic Check' option is selected, indicated by a red arrow. Below the options is a 'MasterPass' logo and a 'Continue Checkout' button. The navigation bar and user name 'LISA JONES' are also visible.

12. Enter your BankMobile Vibe account information, you noted earlier, where the red astrick \* appears. Then click “Continue to Checkout”

your account view bills make payment basket help sign out

E-Bill (Electronic Bill)

### E-Pay (Electronic Payment by Check)

Debit Cards are not accepted.  
(We apologize for any inconvenience)

You will be charged a \$20.00 service fee if your electronic check is rejected by your banking institution.

Please enter check information - located at the bottom of your check book.

**IMPORTANT:** Do not attempt to use credit card cash advance checks, brokerage account checks, or any check marked "Do Not Use for ACH". Your debit or credit card number will NOT work. You will need to enter your bank account number.

Only checks from regular checking accounts at U.S. domestic banks (including most credit unions) may be used for electronic check payments. Be sure to copy the routing/transit and account numbers very carefully from your check. If you enter incorrect values, or if you attempt to use a check that is not from a regular U.S. domestic bank checking account, your electronic check will be returned.

If you are unsure of whether or not your check can be used or what routing/transit and account numbers to enter, call your bank, ask them if your account can be used for ACH, and verify the correct numbers to use.

Bank Account Number  \*

Confirm Bank Account Number  \*

Account Type\*  Checking  Savings

Routing Transit Number  \* [What are my Routing Transit and Account Numbers?](#)

Account Holder Name  \*

Email Address  \*

(Optional) Please provide a name for this payment method to be saved for future use.  
 ex: MyChecking

(You'll have a chance to review this order before it's final.)

[Continue Checkout](#)

13. Confirm all information is correct, then click “Submit Payment”

your account view bills make payment basket help sign out

E-Bill (Electronic Bill)

Please confirm the information below. To submit your payment, click on the 'Submit Payment' button.

Parking/General (Fall)	\$93.00
<b>Total Amount</b>	<b>\$93.00</b>

#### Payment Information

Email Address: [redacted]@csufresno.edu

Account Number: XXXXXX0000

Account Type: Checking

Routing Transit Number: 113024588

Bank: WEX BANK, NEW HAVEN, CT

Account Holder Name: Lisa Jones

[Submit Payment](#)

14. Once the transaction is complete, you will receive a receipt of payment via email. Check your student account to verify the payment has posted.

Have questions? Need help? Please call Student Accounts at 559-278-2876