



# Setting up a "mysufresno" account & Accepting admission

## STEP-BY-STEP INSTRUCTIONS

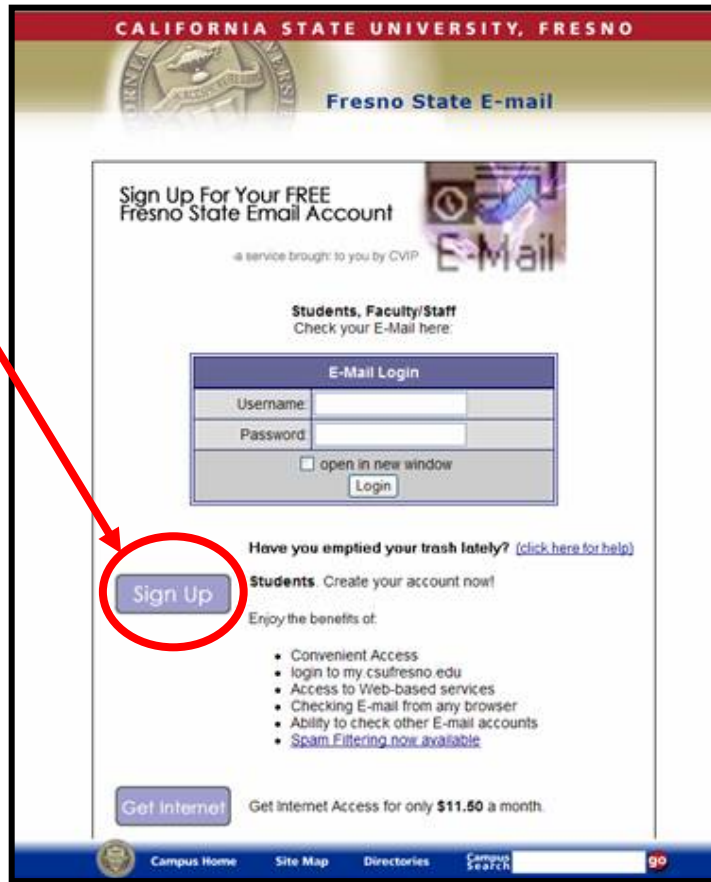
1.) Go to: <https://my.csufresno.edu/>



2.) Click on:  
"New User? [Get an account now!](#)"



- 3.) You will be taken to a new screen which asks for your username and password. Click on "Sign Up"



- 4.) This is where you can sign up for your free account. Please enter all information as appropriate.

*NOTE!*

*You must have your Fresno State ID# in order to proceed.*

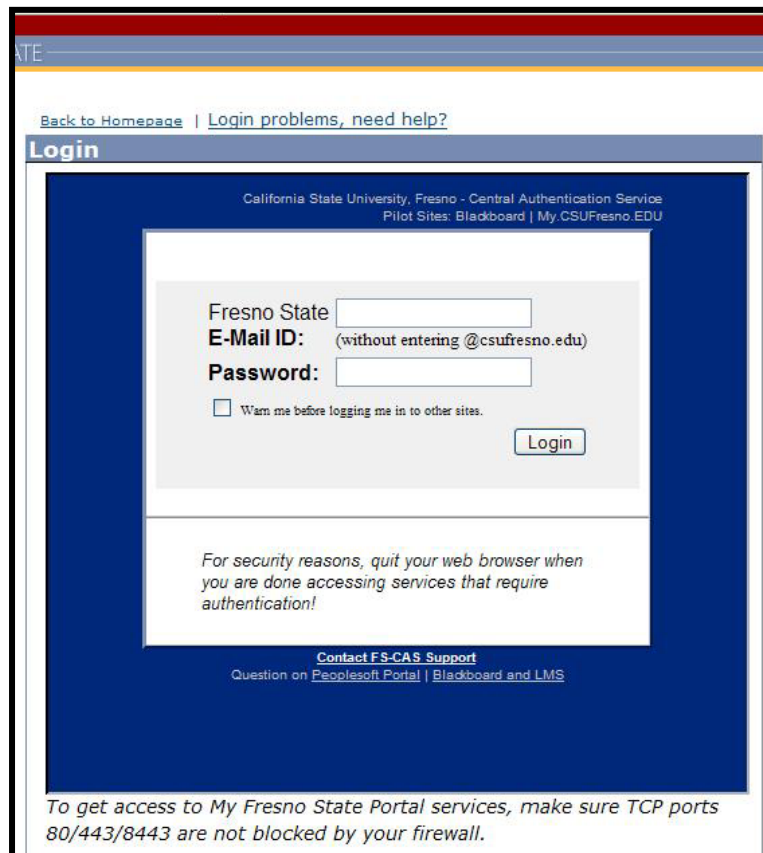
*Make sure you check the box "International Student" under "Phone Number"*



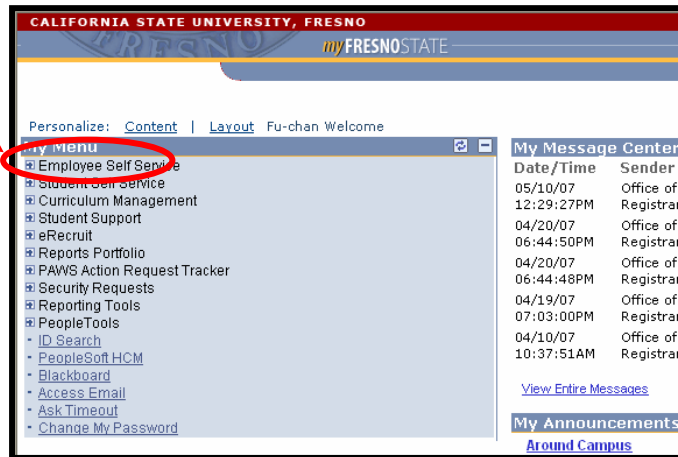
- 5.) Return to: <https://my.csufresno.edu/> and sign in.



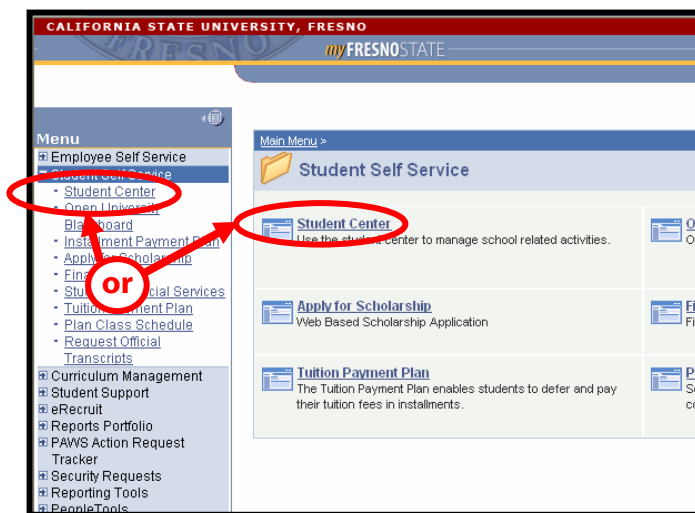
- 6.) Enter your Fresno State Email ID and Password.



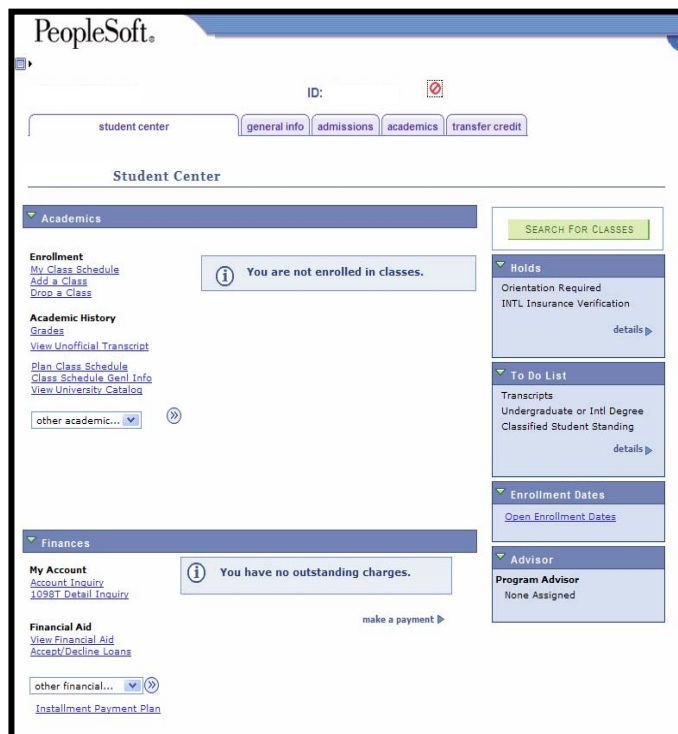
7.) Under "My Menu", click on "Student Self Service".



8.) Click on "Student Center"



9.) Your personalized "Student Center" should look like this:



10.) Scroll down to the bottom of your Student Center.

Under the Admissions section, click on the appropriate link (Accept/Decline)

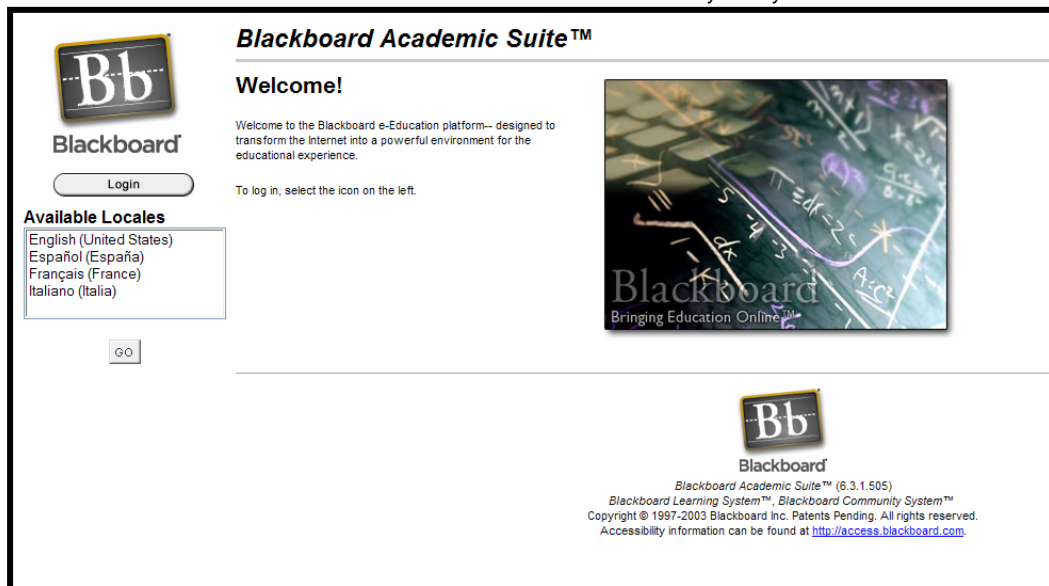


Follow the on-screen instructions to complete your Acceptance Procedure to CSU, Fresno.

By completing this process, you should receive access within a week to our online "Blackboard" service.

(Log on at <http://blackboard.csufresno.edu/>)

You will use the same Fresno State Email ID and Password as you "mysufresno" account



Blackboard is an internet-based bulletin board used by CSU, Fresno to post course content, office and department information, and online content for other organizations. International Student Services and Programs (ISSP) has its own area called [Online Adviser - Int'l Student Services & Programs](#). You will find important information under "New Student Information" regarding your preparations to arrive at Fresno State!

We hope this helps you get started on your new campus internet accessibility. Let us know if you have any further issues.

[intlinfo@listserv.csufresno.edu](mailto:intlinfo@listserv.csufresno.edu)

**WELCOME TO  
FRESNOSTATE**

