

## HOW TO SELF ENROLL IN THE INFORMATION LITERACY MODULES IN BLACKBOARD

- ✓ 7 secrets
- ✓ Choosing a Topic
- ✓ Searching, Finding and Evaluating Books
- ✓ Searching, Finding and Evaluating Articles
- ✓ Citing and Plagiarism

### 1. LOGIN TO BLACKBOARD. (<https://blackboard.fresnostate.edu>)

CALIFORNIA STATE UNIVERSITY, FRESNO

Campus: Home | Directory | Search

<https://blackboard.fresnostate.edu>

# Blackboard

AT Fresno State

**Blackboard**

- Bb 9.1 Documentation
- Bb 9.1 Known Issues
- Bb Mobile Learn

### Blackboard at Fresno State

[Login Here for Summer-based courses only.](#) Fall courses can be accessed through the 'Blackboard User Login' icon in upper right corner.

**Bb** Blackboard User Login

### 2. USE YOUR FRESNO STATE EMAIL USERNAME AND PASSWORD.

## Blackboard at FRESNO STATE

Fresno State Users Login

California State University, Fresno - Central Authentication Service

Username:

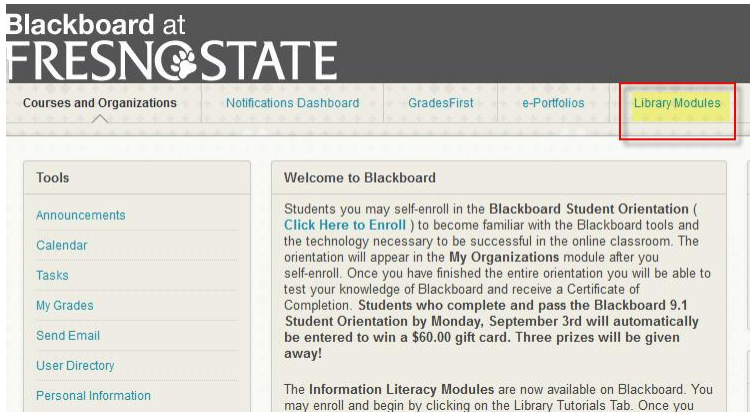
Password:

Warn me when logging me in to other sites.

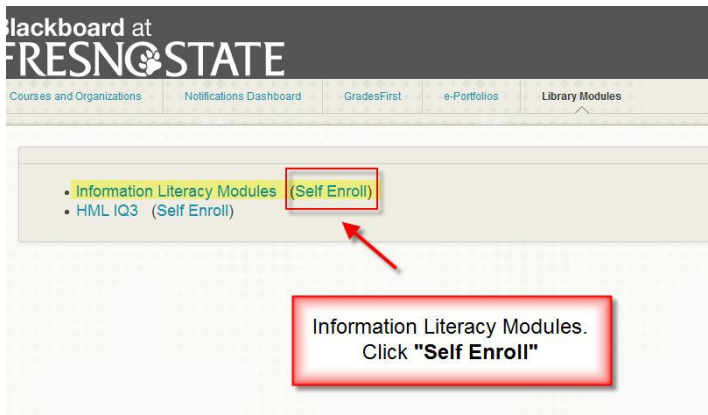
Login

**Use Your Fresno State Email and Password**

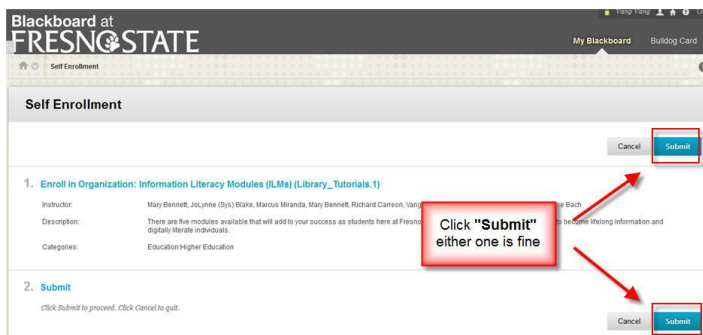
**3. FIND “LIBRARY MODULES” TAB. CLICK IT.**



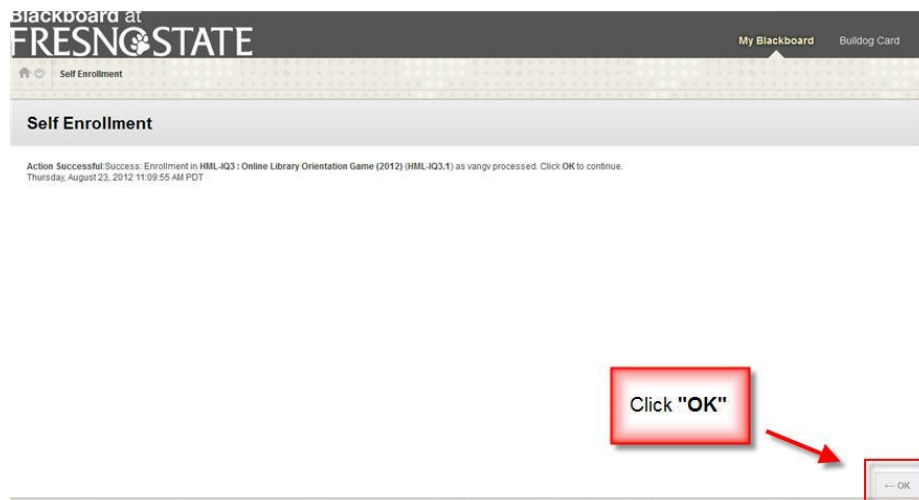
**4. CHOOSE “INFORMATION LITERACY MODULES”. CLICK “SELF ENROLL”.**



**5. CLICK “SUBMIT”. It doesn’t matter which one.**



6. **CLICK "OK"**. You will automatically be taken to the Information Literacy Modules.

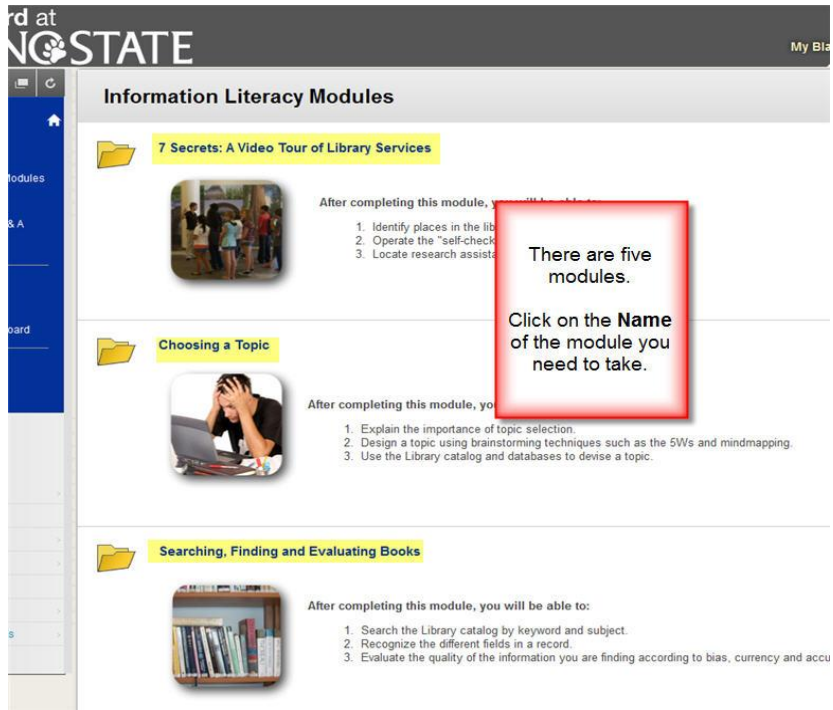


7. This is the main page or announcement page of the Information Literacy Modules.

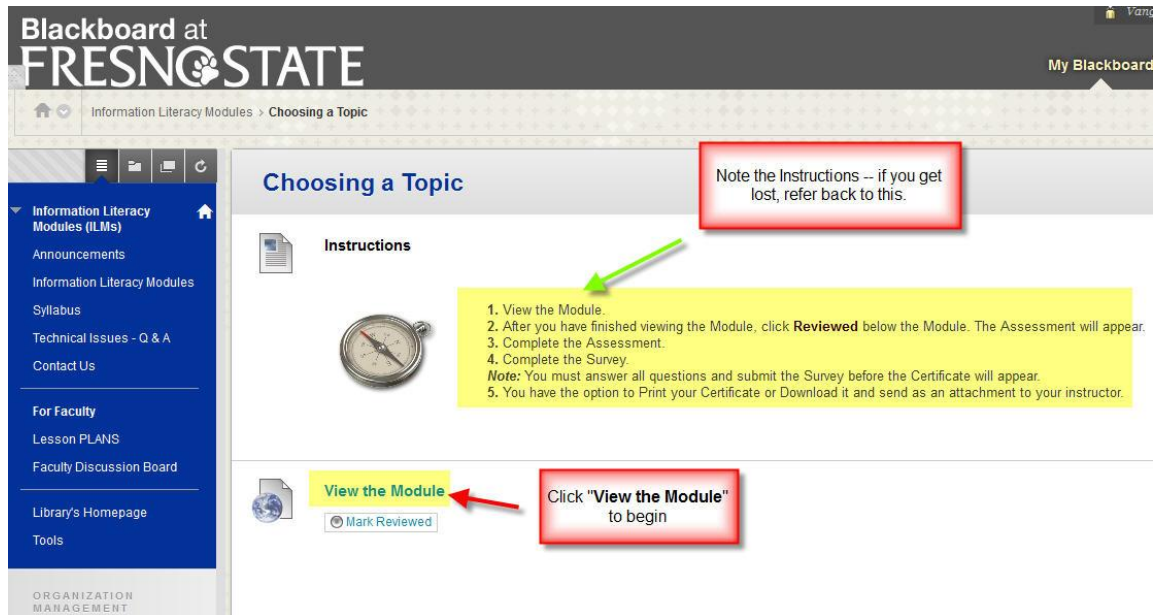
CLICK "INFORMATION LITERACY MODULES".



**8. CHOOSE WHICH MODULE YOU WANT TO TAKE BY CLICKING ON THE NAME OF THE MODULE.**



**9. ONCE INSIDE THE MODULE, CLICK "VIEW THE MODULE" TO BEGIN.**



# HOW TO PRINT THE CERTIFICATE OF COMPLETION

1. LOCATE THE "FIREFOX" BAR ON THE VERY TOP LEFT OF YOUR SCREEN. CLICK IT.



2. CHOOSE "PRINT". YOU CAN ALSO USE CTRL P.

